

# Global PDI Management System



# Index

## Index

### 1. Overview

- a. Operation Process
- b. System Flow

- ※ GPMS Device
- ※ Contact Point for GPMS device order (GIT)
- ※ App download & Installation
- ※ Device (Tablet PC) Registration
- ※ VCI connection

### 2. GPMS (App)

- a. Main Menu
- b. Setting Menu
- c. Inspection
  - 1) VCI connection
  - 2) Start
  - 3) Check sheet\_1
  - 4) Check sheet\_2
  - 5) Check sheet\_3
  - 6) Check sheet\_4
  - 7) DTC
  - 8) Road Test
  - 9) Work List\_1
  - 10) Work List\_2
  - 11) Data Upload
  - 12) Inspection Result

- ※ GPMS (App) off-line usage

# Index

## Index

### 3. GPMS (Web)

#### a. Log-In

#### b. Main Feature

#### c. Summary Information

#### d. Management

1) Overview

2) Stock overview

3) Work List

4) Storage Vehicle Due List

5) Inspection Vehicle List

6) Defect Vehicle List

7) Defect Inspection Total

8) Daily Defect Total

#### e. Analysis

1) Overview

2) Overall Analysis

3) Inspection Result

4) Inspection Result(detail)\_1

5) Inspection Result(detail)\_2

6) Top Claim

#### f. Sheet Editor

1) Overview

2) Sheet Preview

3) Sheet Template

4) Category Template

5) Check Template

6) Check Template [ How to set Good photo / PDF icon ]

#### g. Notice

1) Overview

2) Notice

#### h. Admin

1) Overview

2) User

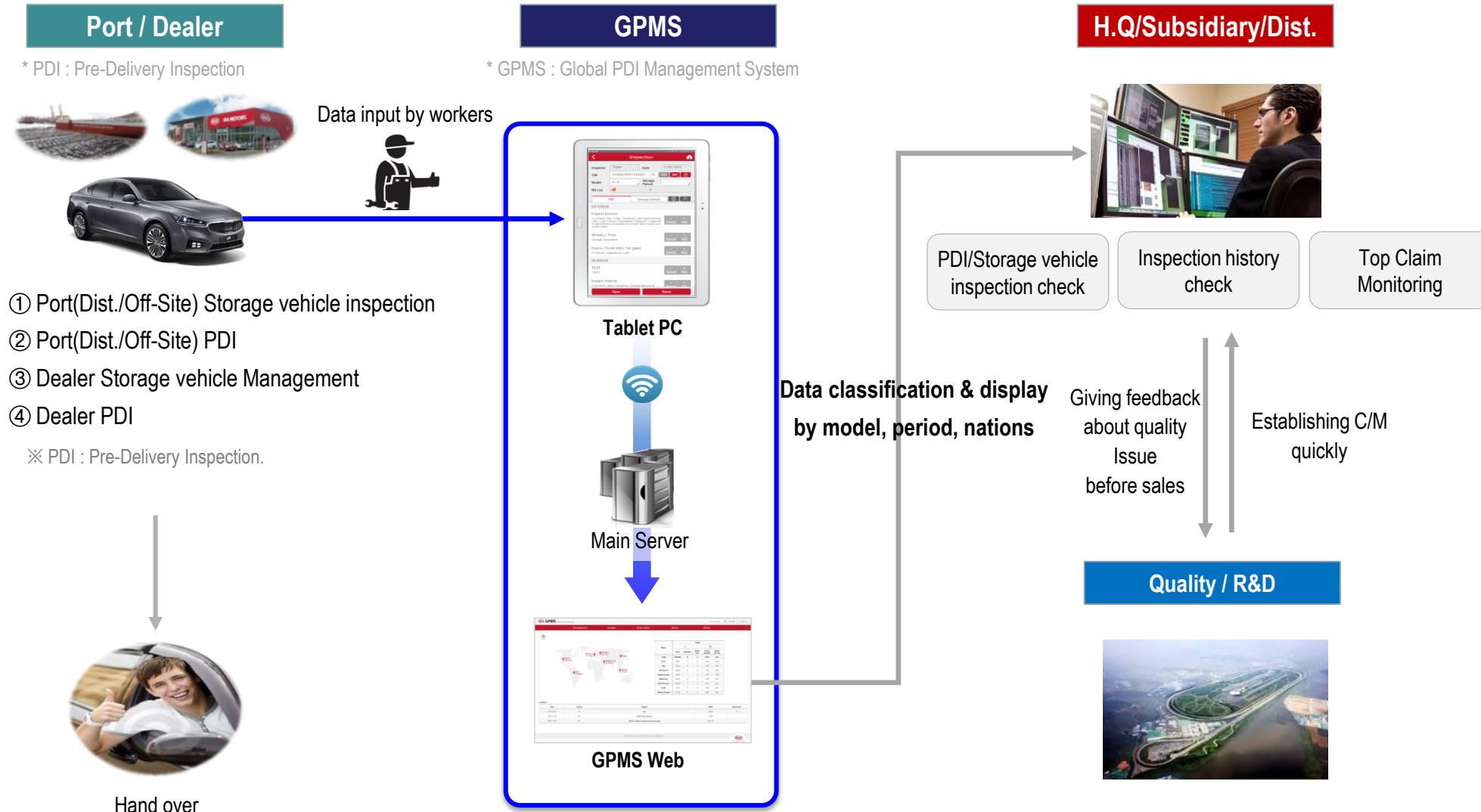
3) Device

4) Nation

5) Model

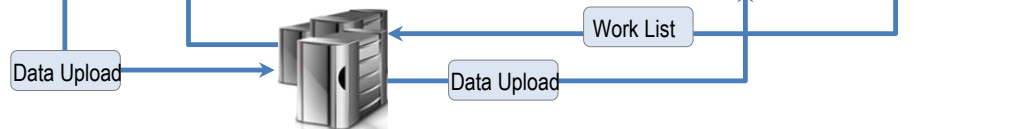
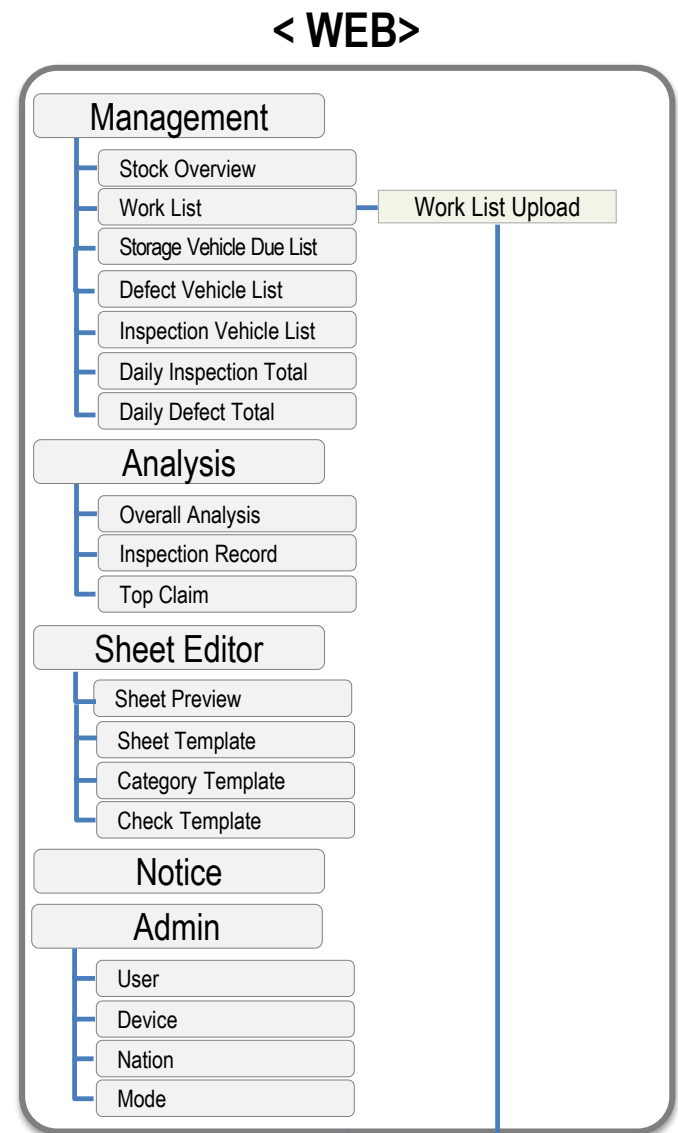
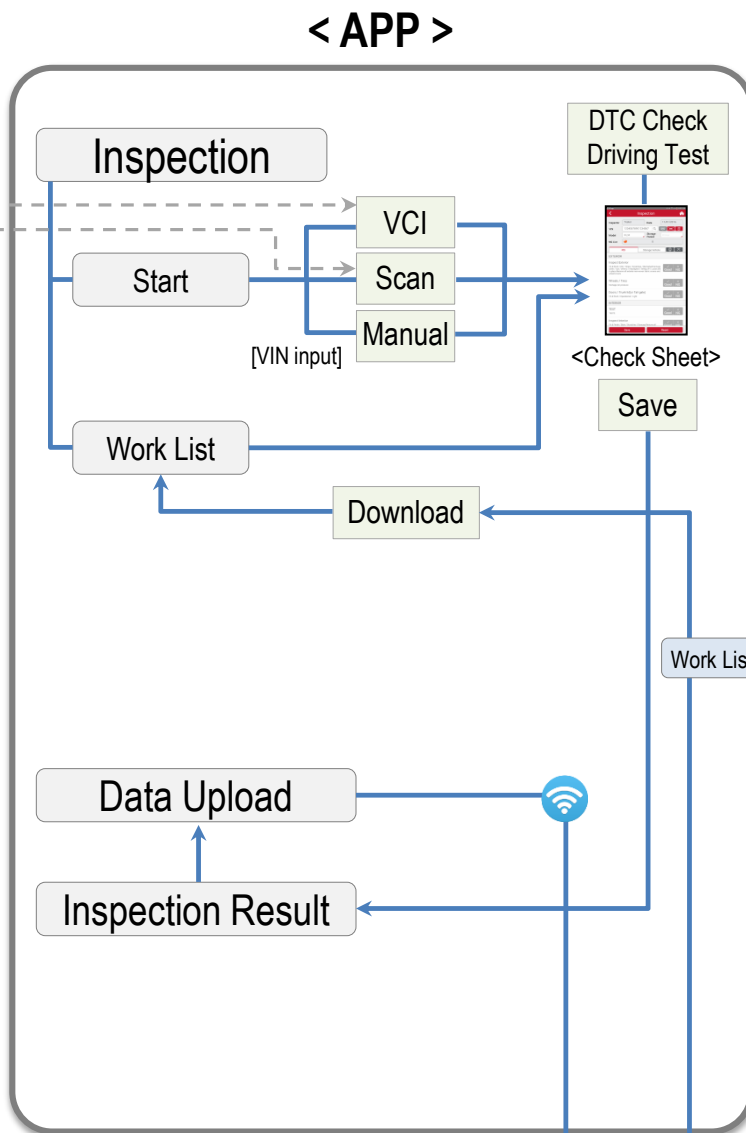
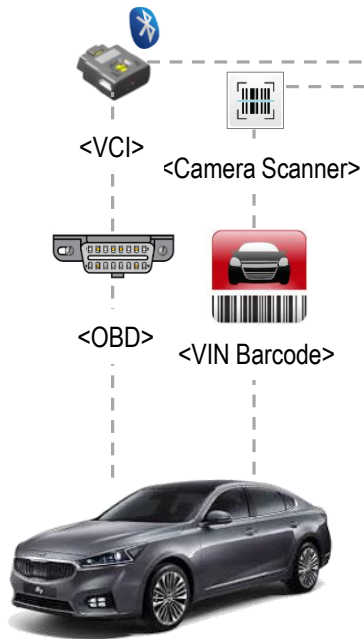
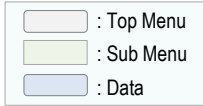
# 1. Overview

## a. Operation Process



# 1. Overview

## b. System Flow



\* The webpage menus will be displayed according to user's ID role

# ❖ GPMS Device

## App Device



mini VCI  
(VIN recognition,  
Battery voltage test,  
DTC check)

Tablet PC

### 1. Device : Tablet PC + mini VCI

- \* KMC strongly recommends you to use mini VCI for GPMS.
- \* VCI-II is not available for GPMS due to several side effect such as decrease of DTC checking speed or SW crash.

### 2. Tablet OS : Android (4.4.2 ~ 6.0.1)

- \* If KDS OS version is lower than 4.4.2, please use the KDS after update (KDS is compatible with GPMS).

	Tablet PC	API	Compatibility	Remarks
KMA Devices * Glovis USA / Port	Samsung Tab 2 – Model GT-P3113TS	4.2.2	X	API version is too old
	Samsung Tab 3 – Model SM-T210R	4.4.2	O	
	Samsung Tab 4 – Model SM-T230NU	-	O	
	Scanner /tablet combo - BP30-DS	4.4.4	X	GPS is not available

## Web Device

### 1. Device : PC

### 2. Brower : Explorer11 (Optimized), Chrome (Supported) \* Safari / Fire fox will be supported

#### [ System Requirements]

- Windows 7, 8, 10, 1GB RAM, 1280x1024 video resolution, Internet Explorer 11, High-Speed (1M or greater) Internet connection, Full-Screen Mode (press F11 in Internet Explorer) is recommended for best viewing



# ※ Contact Point for GPMS device order (GIT)

Apr. 9<sup>th</sup>. 2017

English

- Asia & Pacific : Lee Hyunjun ([hjlee2017@gitauto.com](mailto:hjlee2017@gitauto.com) / +82-2-2189-3123)
- C&S America : Raina Lee ([hyesoolee16@gitauto.com](mailto:hyesoolee16@gitauto.com) / +82-2-2189-3067)
- Africa & Middle East & Eastern Europe: Kim Hyeji ([haeji.kim@gitauto.com](mailto:haeji.kim@gitauto.com) / +82-2-2189-3052)
- Western Europe :Han Taerim ([tylonhan@gitauto.com](mailto:tylonhan@gitauto.com) / +49(0) 6196-777-3591) \* Europe branch
- China : Jeo Jigang ([hot-god@gitauto.com](mailto:hot-god@gitauto.com) / +86-10-6267-0504) \* China branch
- North America : Park Sungsoo ([simon@gitauto.com](mailto:simon@gitauto.com) / +0011714-433-2180) \* North America branch

Korean

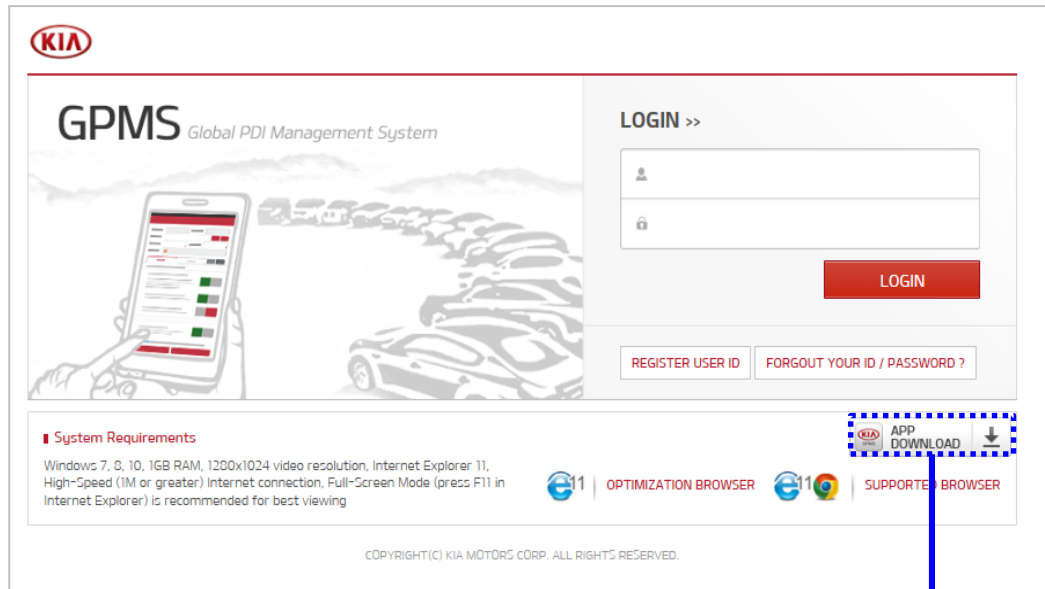
- 아시아 태평양 지역: 이현준 대리 ([hjlee2017@gitauto.com](mailto:hjlee2017@gitauto.com) / +82-2-2189-3123)
- 중남미 지역: 이혜수 사원 ([hyesoolee16@gitauto.com](mailto:hyesoolee16@gitauto.com) / +82-2-2189-3067)
- 아프리카 중동지역 / 동유럽 지역: 김혜지 사원 ([haeji.kim@gitauto.com](mailto:haeji.kim@gitauto.com) / +82-2-2189-3052)
- 서유럽지역: 한태림 대리(지사장) ([tylonhan@gitauto.com](mailto:tylonhan@gitauto.com) / +49(0) 6196-777-3591) \* 유럽지사
- 중국지역: 저지강 과장 ([hot-god@gitauto.com](mailto:hot-god@gitauto.com) / +86-10-6267-0504) \* 중국지사
- 북미지역: 박성수 부장(지사장) ([simon@gitauto.com](mailto:simon@gitauto.com) / +0011714-433-2180) \* 북미지사

# ※ App download & Installation

Download the App

## Access to Web and down load the App

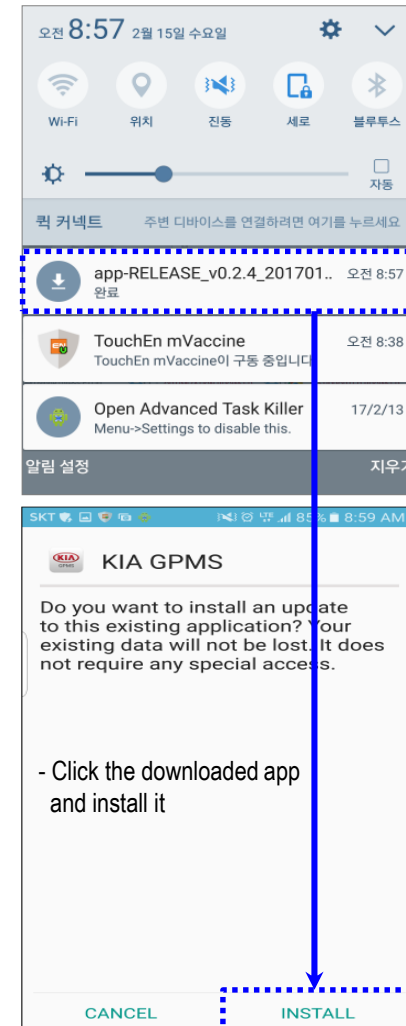
◆ Web Address : <http://gpms.kia.com>



The screenshot shows the KIA GPMS website. At the top left is the KIA logo. Below it, the text 'GPMS Global PDI Management System' is displayed. The main content area features a 'LOGIN >>' section with input fields for a user ID and password, and a red 'LOGIN' button. Below the login fields are two links: 'REGISTER USER ID' and 'FORGOUT YOUR ID / PASSWORD?'. At the bottom of the page, there is a 'System Requirements' section and a blue 'APP DOWNLOAD' button with a download icon. A blue arrow points from the 'APP DOWNLOAD' button to the right panel.

- Click the app download button and install GPMS app on your tablet PC

## Installation



The screenshot shows an Android phone's notification shade pulled down. The top notification is for 'app-RELEASE\_v0.2.4\_201701..' with a download icon and the text '완료' (Completed). Below it are other notifications for 'TouchEn mVaccine' and 'Open Advanced Task Killer'. At the bottom, there is an app installation dialog for 'KIA GPMS'. The dialog asks: 'Do you want to install an update to this existing application? Your existing data will not be lost. It does not require any special access.' At the bottom of the dialog are two buttons: 'CANCEL' and 'INSTALL'. A blue arrow points from the 'INSTALL' button in the dialog back to the 'APP DOWNLOAD' button in the left panel.

- Click the downloaded app and install it



# ※ VCI connection

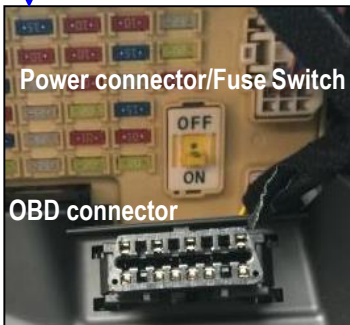
## Connect VCI

※ VCI connection time will decrease after first B/T pairing

- 1** Open the cover of fuse box at instrument panel and connect VCI to OBD connector




[ Fuse box at instrument panel ]



[ OBD connector& Fuse Switch ]

- 2** Connect VCI to OBD connector and position power connector or fuse switch to "On" position to activate VCI communication



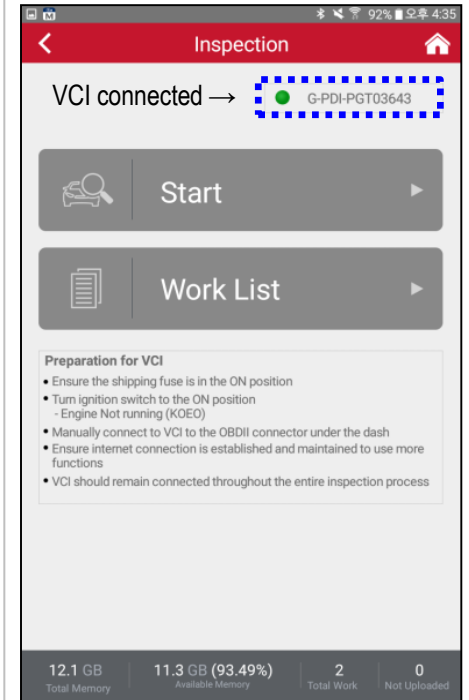
- 3** Press the Start & Stop button without pressing brake pedal (It can be use on 'Key ON' or 'IG ON')



[ Connected VCI ]

- Red : Power On
- Green : Communicating with vehicle
- Blue : B/T is connected

- 4** Start app and use VCI functions. (Details will be explained each page)

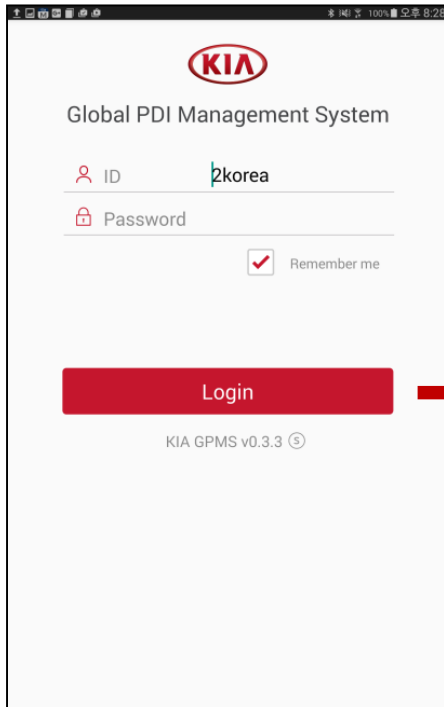
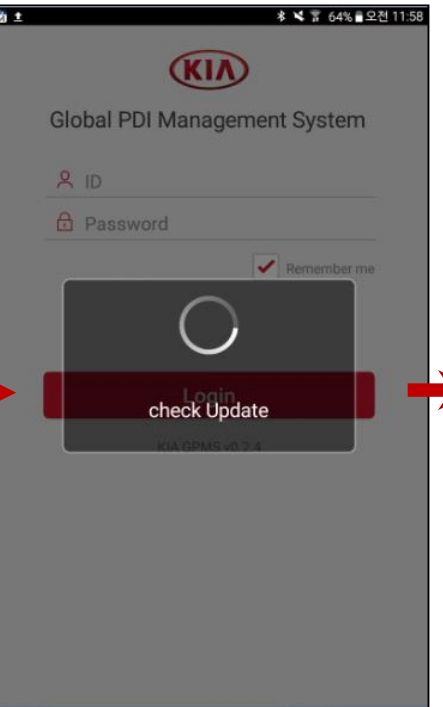

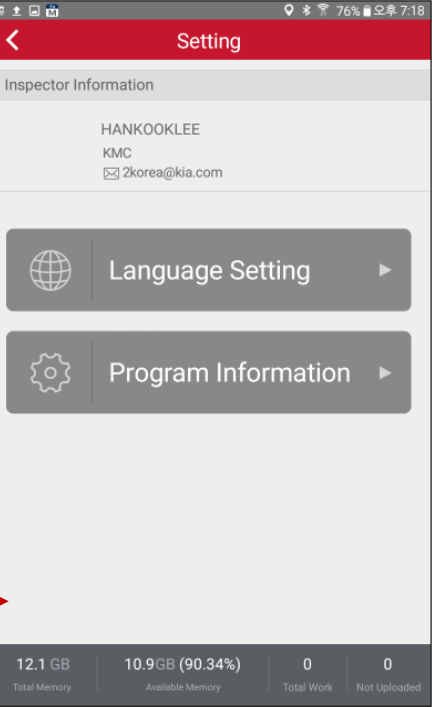
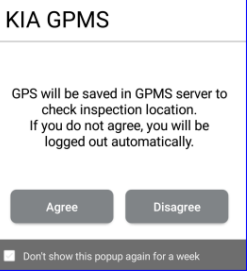


# 2. GPMS (App)

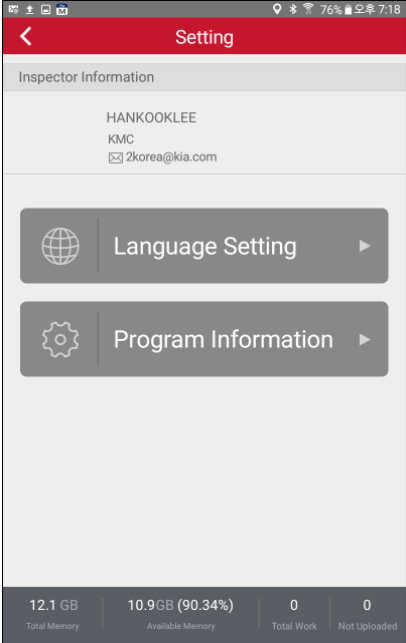

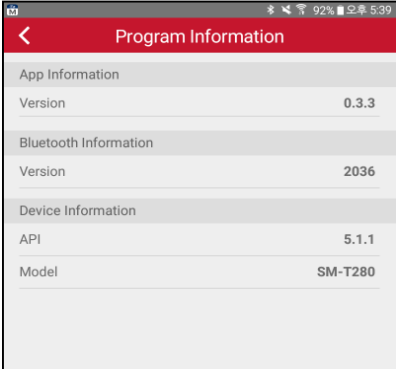
## a. Main Menu

### Log-in & Main

※ To avoid application error on KDS, KDS app must be updated with the latest version

Log-in	Log-in (loading)	Main (after log-in)	Setting
			
<ul style="list-style-type: none"> <li>- Remember me : Remember ID logged in recently.</li> <li>* Multiple login is not available</li> </ul>	<ul style="list-style-type: none"> <li>- If server connected, "check update" is working.</li> <li>- If there is new version, the S/W will automatically downloaded.</li> <li>- Off-line login is available after the first access (Initialization cycle : 12hr)</li> </ul>	 <p>* This pop up will be shown on main page to gain consent for collecting GPS information.</p>	

Log-in & Main > Setting

Setting Menu	Detail
 <p>The screenshot shows the main 'Setting' screen. At the top, there's a red header with a back arrow and the word 'Setting'. Below it is a section for 'Inspector Information' with the name 'HANKOOKLEE', 'KMC', and email '2korea@kia.com'. Two large buttons are visible: 'Language Setting' with a globe icon and 'Program Information' with a gear icon. At the bottom, there's a status bar showing memory usage: 12.1 GB Total Memory, 10.9 GB Available Memory (90.34%), 0 Total Work, and 0 Not Uploaded.</p>	<p><b>1</b> Language Setting</p>  <p>The screenshot shows the 'Language Setting' screen. It has a red header with a back arrow and a home icon. The title is 'Language Setting'. There are five radio button options: 'English (Unite States)', 'Spanish', 'Vietnamese', 'Arabic', and 'Hebrew'. 'English (Unite States)' is selected.</p>
	<p><b>2</b> Program Information</p>  <p>The screenshot shows the 'Program Information' screen. It has a red header with a back arrow. The title is 'Program Information'. It lists several categories of information: 'App Information' (Version: 0.3.3), 'Bluetooth Information' (Version: 2036), and 'Device Information' (API: 5.1.1, Model: SM-T280).</p>

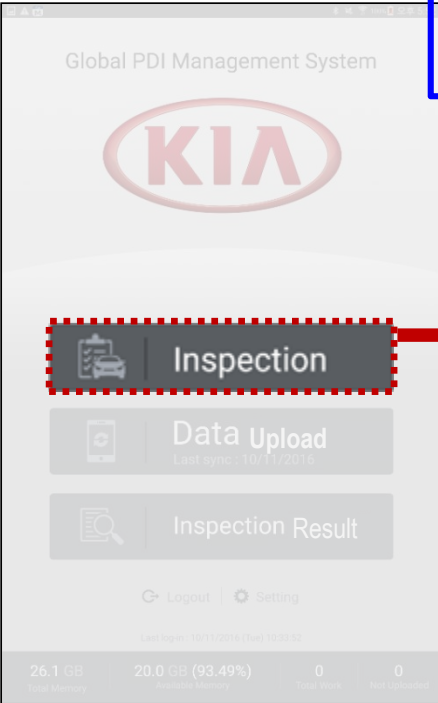
# 2. GPMS (App)

## c. Inspection VCI connection

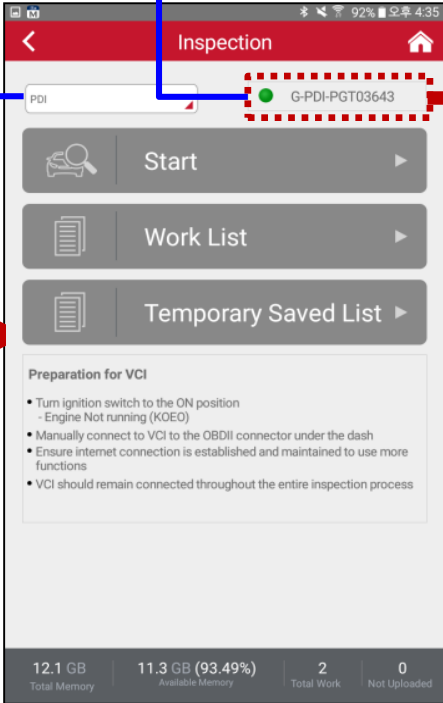
Inspection > VCI connection

※ No need to VCI connection setting after first B/T setting that day

### Inspection (VCI connection)

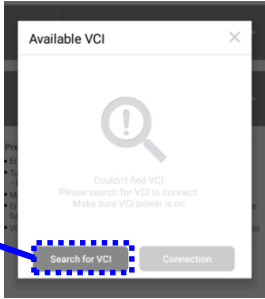


Storage Inspection  
: User can set default check sheet



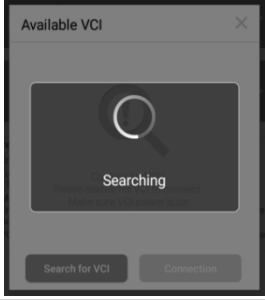
Connection Light    VCI name  
● G-PDI-PGT03643  
: VCI connected

**1**




VCI Searching Button

**2**



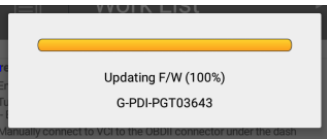
Searching Available VCI

**3**




Select VCI and press connection button

**4**




Updating F/W if there is a new version



- This VCI checking pop up will shown up to connect VCI automatically if the VCI was paired once.

- If you do not need to use VCI, press the back button on the tablet PC. And then, the pop up will disappear.



# 2. GPMS (App)

## c. Inspection

Start

Inspection > Start

- ※ No need wi-fi : Scan VIN barcode on B-pillar or otherwise
- ※ Need wi-fi : Scan Body No. barcode on LH rear window

**Inspection (Start)**

**1 Camera Scanning**  
< VCI not connected >  
\* wi-fi connection is required

**2 Auto VIN**  
< VCI connected >

**Check Sheet**

**Inspection (Start) Screen:** Shows 'Inspection' button highlighted in red dashed box. Below it are 'Data Upload' and 'Inspection Result' buttons. At the bottom, memory and work statistics are shown: 26.1 GB Total Memory, 20.0 GB (93.49%) Available Memory, 0 Total Work, 0 Not Uploaded.

**Start Screen:** Shows 'Start' button highlighted in red dashed box. Below it are 'Work List' and 'Temporary Saved List' buttons. A 'Preparation for VCI' section lists instructions: Turn ignition switch to the ON position (Engine Not running (KOEO)), Manually connect to VCI to the OBDII connector under the dash, Ensure internet connection is established and maintained to use more functions, VCI should remain connected throughout the entire inspection process. Memory and work statistics at the bottom: 12.1 GB Total Memory, 11.3 GB (93.49%) Available Memory, 2 Total Work, 0 Not Uploaded.

**Camera Scanning:** Shows a camera view of a VIN barcode with text: E 5MT 2, R.S. VS POWER STG., A/C MEASURES, N -N--, VIN COLOR VIN NA3 NA8C-401939.

**Auto VIN:** Shows a diagram of an OBD port and a VCI device connected to it.

**Check Sheet:** Shows a list of inspection items with 'Good' and 'NG' status indicators:

- EXTERIOR
  - 1 Inspect Exterior
    - Fit & finish / Dirt / Chips / Scratches / Blemishes Damage (dent / rust / others) / misaligned / falling off / Loose and in place: Good
  - 2 Wheels / Tires
    - Damage: Good
  - 3 Exterior Lights
    - Operational / Cracked / Scratched / Condensation: Good
- INTERIOR
  - 4 Interior lights, Instrument panel lights, Operational: Good

Buttons at the bottom: Reset, Road Test, DTC, Save.

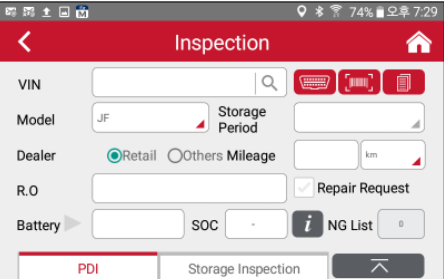
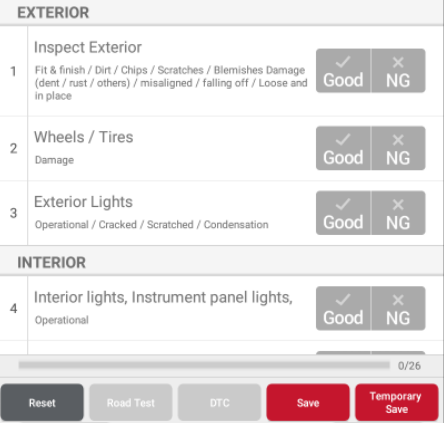
# 2. GPMS (App)

## c. Inspection

Check sheet\_1

Inspection > Start > Check sheet (1)

※ Battery SOC is available in on-line

Check Sheet	Detail
	<p><b>1</b></p> <p><b>Model</b> - Will be automatically selected when VCI or camera scanning is used. (It wouldn't be changed if the model is selected automatically)</p> <p><b>Battery/SOC</b> - Indicate present battery voltage &amp; SOC</p> <p><b>Storage Period</b> - Will be activated when Storage vehicle sheet selected (90, 180, 270 days.. – It depends on period)</p> <p><b>Repair Request</b> - This check will be remained on Web.</p> <p><b>NG List</b> - NG will be counted - NG list will be display if it is clicked</p> <p><b>2</b></p> <p><b>Sheet type selection</b></p> <p><b>Folding(Unfolding) button</b> - The section 1 will be folded(unfolded) if the folding button is pressed</p>
	<p><b>3</b></p> <p><b>Category</b></p> <p><b>Item</b></p> <p><b>Detail</b></p> <p><b>Good/NG button</b></p> <p><b>All Item Checked button</b> - Will click all un-clicked good buttons at once - This is located at the bottom of manual inspection sheet</p> <p><b>Progress Bar</b></p> <p><b>Reset Button</b> - Will reset all selections</p> <p><b>Save/Temporary Save button</b></p> <p><b>Road Test / DTC</b> - These buttons will be activated if VCI is connected</p>

# 2. GPMS (App)

## c. Inspection

Check sheet\_2

Inspection > Start > Check sheet (2)

### Check Sheet - 1

**1** VIN

**2** NG List

**3** Mileage

**Mileage**

- PDI : Need to fill in to move on next step
- Storage Inspection : No available

**R.O**

- R.O could be input here (Option)

**Battery** 11.06 V

Connection Light & Button

Status Light

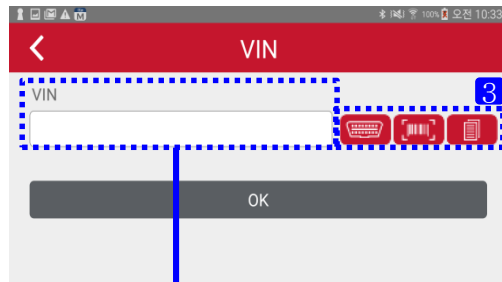
**KIA GPMS**

- OK (Over 12.1V)
- Need to charge (11.5 ~ 12.09 V)  
\* Test the battery again after charging
- NG (Under 11.49V)  
\* Test the battery by GS-8 and follow the direction

Ok

Battery Test Standard

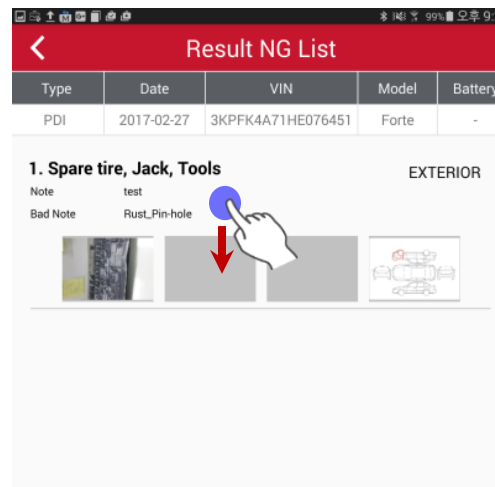
**1** Manual VIN input  
- VIN could be input by manual input



**VIN input**

- Input 17digit
- Activate "OK" button if the input number of VIN is 17 digit

**2** NG list  
- NG list will be displayed if it is clicked



**3** VIN input mode



- 1) VCI**
  - It will be activated if VCI is connected
  - VIN will be input if this button clicked
- 2) Camera Scanning**
  - The page will be changed to camera scanner if this button clicked
- 3) Work List**
  - The page will be changed to 'Work List' if this button clicked
  - \* Work List will be introduced on '3) Inspection - Work List'

# 2. GPMS (App)

## c. Inspection

Check sheet\_3

Inspection > Start > Check sheet (3)

### Check Sheet - 3

Message will pop up  
If the button is clicked

Temporary Save

**3**

**1 NG input**  
- Photo & Note could be input to record NG

**Clicked section will be highlighted by dark gray**  
※ If the section at the bottom is clicked it will not be shown because it covered by pop up section.

**1** **Click Background**  
- Will pop up message to save it

**2** **Saved comment & photos (Max : 3ea)**

**Edit & Delete**

**Add button**

**NG Code**

**Repair button**

**3** **Camera & defect location button**

**Note**

**2**

**Road Test & DTC**  
- Need to be connected with VCI

**Reset** **Road Test** **DTC** **Save** **Temporary Save**

KIA GPMS

Do you want to save the work?

Save to local Save to server

**Can save the inspection result after a worker writes signature**

**Save and upload to server.**

Save inspection results on device  
The results will be uploaded at once when you click data upload button on main page.

**3**

**Pen Color** **Clear**

**Can mark exterior failure location with colors**

\* Green color indicates something has been saved



# 2. GPMS (App)

## c. Inspection

Check sheet\_3

Inspection > Start > Check sheet (4)

※ Inspectors can also leave or edit repair note on GPMS website.

### Check Sheet - 3

Repair button

#### 1 Repair Button

- If inspectors click the repair button during PDI, inspectors can leave repair note and photos
- If some notes or photos are saved, the repaired button (Spanner icon) will be changed to green.

\* Inspector can leave repair note and photos.



[ Repair button color change ]

#### 2

1. When inspector leaves repair note for saved NG  
- Click the edit button and click the repair button

2. When inspector leaves repair note during taking a note

- Click the repair button and leave repair note after selecting NG code, taking a note or pictures.

Repair button will be activated if NG code, NG note or photo are exist

Inspection > Start > Check sheet (5)

### Check Sheet - 3

3

1

#### PDF attachment file

- If managers want to explain how to inspect the check list in detail by using PDF file, you can add the file on GPMS web site. (ex. KMA Port Hot item)

※ Please refer to the 'f. Sheet Editor\_Check template' for setting.

KIA MOTORS PDI HOT ITEM		Report #	Model	System
Subject		HI-16-021	STRAY Neo (2R)	Body
		Reporter	Issue Date	Revised Date
		Robert Scholer	12/22/2016	
Symptom & Cause	Actions	Additional Notes		
<ul style="list-style-type: none"> <li>The 2<sup>nd</sup> row headrests may require higher than normal effort to move up and down.</li> </ul>	<ul style="list-style-type: none"> <li>Check the 2<sup>nd</sup> row headrests for any excessive friction moving up and down.</li> </ul>	<ul style="list-style-type: none"> <li>Report all defective units using the GPMS tablet</li> </ul>		

2

#### Good – Camera/Note

- If managers want workers to take a picture they inspected even though the item is good, this icon will be added. And workers can take a picture or add some note.

[ 📷 ] : Good – Camera/Note (Mandatory)

- Inspectors must take a picture.
- Inspectors can leave a note or they can skip it.

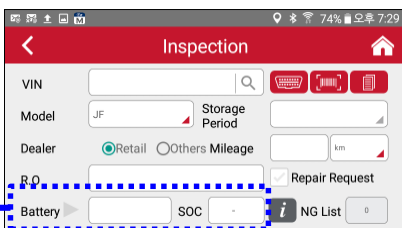
[ 📝 ] : Good – Camera/Note (Optional)

- Inspectors can take a picture or they can skip it.
- Inspectors can leave a note or they can skip it

# ※ Battery Voltage & SOC Check

## Requirement for Voltage Check

- Only Auxiliary Battery Voltage measured




## [ Status Table for voltage and SOC check ]

Value	Description	Detail	Remark
0~100	Properly measured	-	No matter internet is on or off. (When DB file is already downloaded) - DB will be automatically downloaded when a tablet PC recognizes the model at first time.
Checking	When battery sensor is inactive	State in unlearned after replacing battery.  * Learning Condition : Stay in 4 hours at the moment of dark current is more than 200mA (After replacing battery)	
Not Supported	When there's no battery sensor		

## Requirement for SOC Check

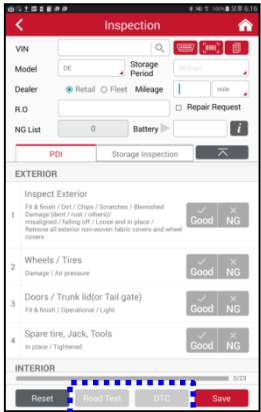
- Vehicles only which are equipped with battery sensor.  
(Depends on vehicle Model/Trim, it will be different.)  
※ Please refer to the image on the right side to verify how to check the battery sensor installation.



# 2. GPMS (App)

Inspection > Start > DTC

### Check Sheet



Road Test

DTC

**Road Test & DTC button**  
- Activated buttons if VCI is connected

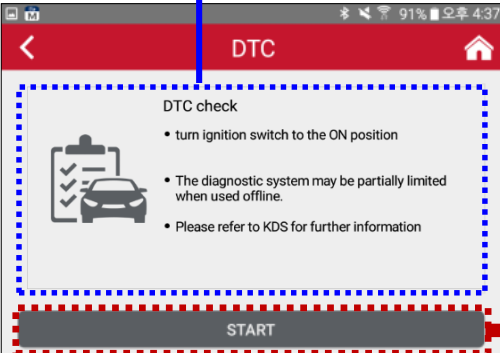
Road Test

DTC

\* Inactivated buttons if VCI is not connected

### DTC

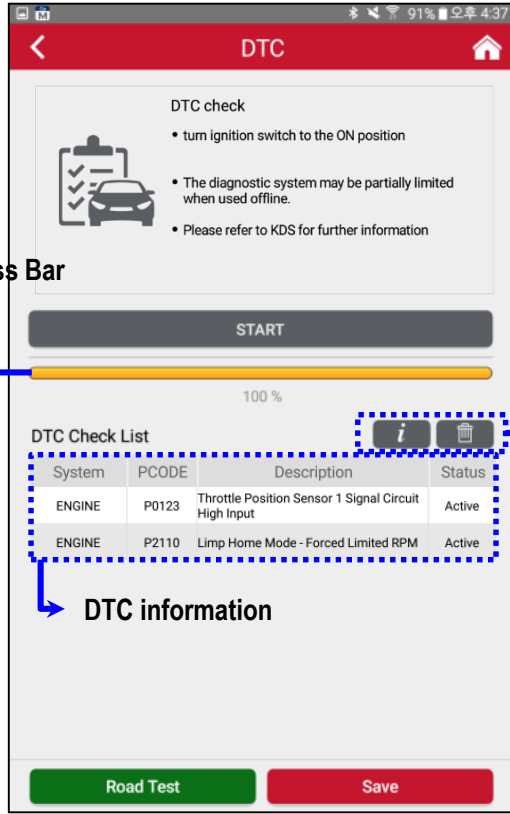
**1**



**Save & Start Road test**

**Save & Finish inspection**

**2**



**DTC information**

**Status Information & Delete DTC button**

- ※ On-line : All system DTC can be checked
- ※ Off-line : Only DTC for engine & T/M can be checked
- \* EV cannot be checked on off-line

# 2. GPMS (App)

Inspection > Start > Road Test(1)

### Road Test

**1**

**Start Road Test**

**Start Inspection**

**Mileage (mile/km)**

10 mile

Drive Time

Odometer

Max Speed

**Photo for mileage**  
- Take a picture of cluster

**Save & Start DTC check**

**Save & Finish inspection**

DTC Save

**2**

**Stop Road Test**

**Stop Button**  
- The end of inspection section will be pop up

**Start Inspection**

10 mile

Drive Time 00:00:17

Odometer 0.04

Max Speed 0

**Fuel gauge record**

**End of Inspection**

**Mileage (mile/km)**

10 mile

1/4

1/2

3/4

32 psi

Operation Seat belt inoperable Height adjusting

Seat belt inoperable\_Height adjusting

Note test

DTC Save

**Photo for mileage**  
- Take a picture of cluster to check mileage and fuel gauge

**NG Code & Note**  
- Leave note or NG code regarding NG inspectors find during road test

**3** TPMS automatic check (On-line is required)

**Manual Input / delete button**

**Refresh button**

**Pressure Unit**

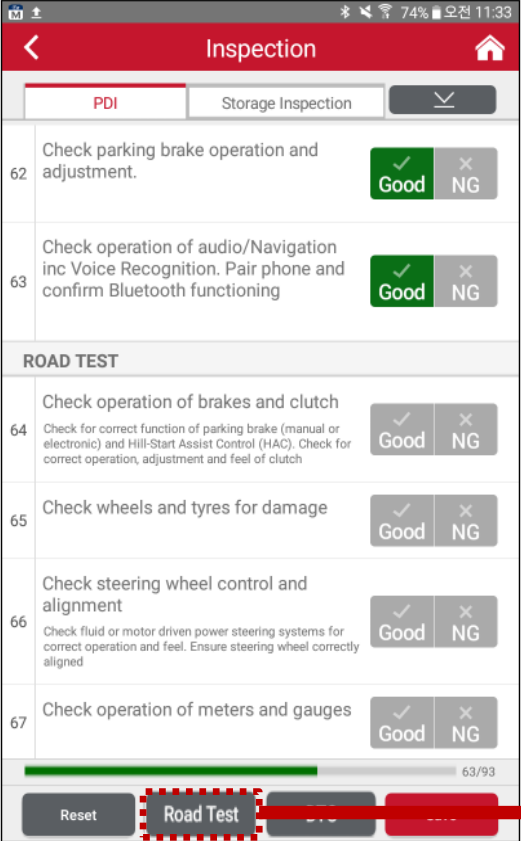
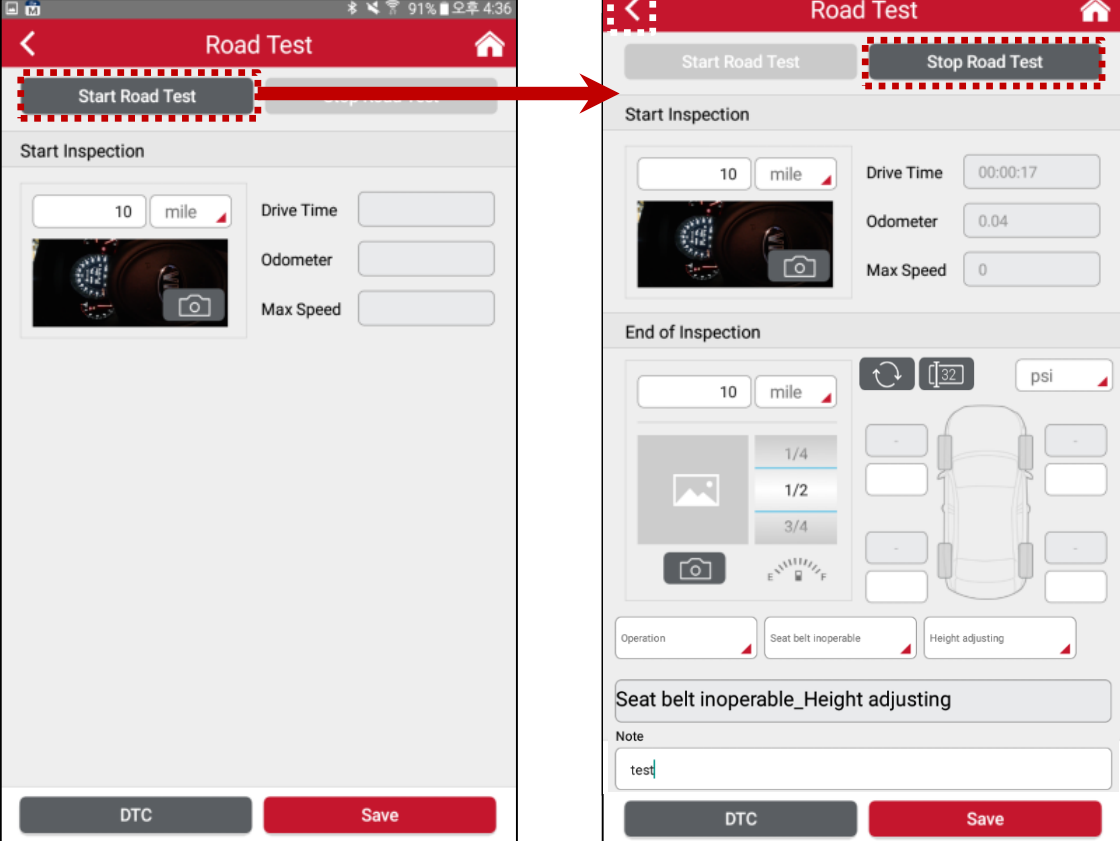
**Tire pressure (checked by VCI)**

32 psi

**Tire pressure (input by manual)**

# 2. GPMS (App)

### Inspection > Start > Road Test(2)

Check Sheet	Road Test
<p><b>1</b> Workers can start road test during manual Inspection if the check sheet includes 'Road Test' or 'After Road Test' category.</p> 	<p><b>2</b> Start road test and stop road test after driving. And click the back button, then you can continue to check the list of 'road test' or list of 'after road test'.</p> <p>Click back button after road test</p> 

# 2. GPMS (App)

## c. Inspection

\* The excel form can be downloaded on work list page on GPMS web

Work List\_1

Inspection > Work List

※ To use 'PDI work list', managers must upload work list on GPMS web (work list page) by using \*excel form

※ If Subs./Dist. system is connected with KMC ERP, storage vehicle inspection list will be downloaded without any upload.

If the system is not connected with KMC ERP, upload work list on GPMS web the same with PDI work list.

**Date Selection**

**Download(Search) & Reset Button**

- Download 'Work List' uploaded by manager from server

※ If Subs./Dist. system is connected with KMC ERP, storage vehicle inspection list will be downloaded without any upload.

# 2. GPMS (App)


## c. Inspection

### Work List\_2

#### Inspection > Work List

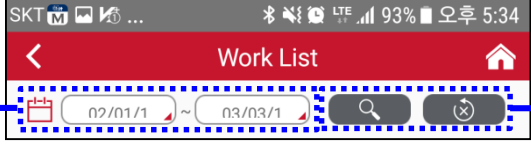
※ Option : The option information is available if workers upload work list on GPMS web site

### Work List



### Detail

**1**



Date Selection ← → Download(Search) & Reset Button

**2**

Inspection Type (Filter applied)  
 - PDI  
 - Storage vehicle inspection

- VIN
- Location (Option)

Click header - Will pop up filter

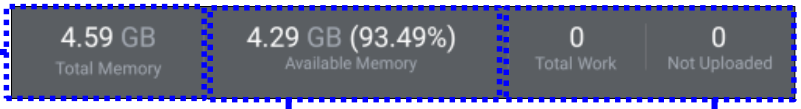
- Model (Filter applied)
- Due
- Target date to inspect
- Target date is calculated based on work list managers uploaded or system information

	- Window	Target Date (Today)	+ Window	Over due
Color	-10	0	10	11~
90 period inspection	-10	0	10	11~
30 period inspection	-5		5	6~
Ex) 90 period Insp.	80~89	90	91~100	101~

- Color
- Color will be pop up to help workers to easily find vehicles
- Inspector (Filter applied, Option)
- Manager can designate inspector when upload 'Work List' on website

VIN  
 - This page will be directly changed to check sheet if it is clicked

**3**



Total memory of device ←

Available memory of device (Percentage)

Total saved work / Not uploaded work



# 2. GPMS (App)

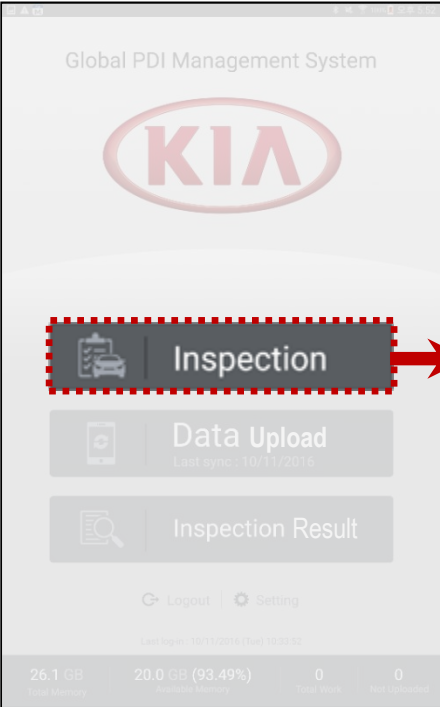
## c. Inspection

Temporary\_2

Inspection > Temporary Saved List

- ※ To keep working temporary saved list, you must use a same device which you used to save the work.
- ※ Battery voltage will not be saved in temporary saved list. So, VCI must be used to check battery again.

### Inspection (Temporary Saved List)



Global PDI Management System

**KIA**

**Inspection**

Data Upload  
Last sync: 10/11/2016

Inspection Result


Logout | Setting

Last Sync: 10/11/2016 (Wed) 10:25:52

26.1 GB Total Memory    20.0 GB (93.49%) Available Memory    0 Total Work    0 Not Uploaded

### Keep working

**1** Temporary saved list  
You can keep working if you click a VIN in temporary saved list.



No	Type	Date	VIN	Model	NG
1	PDI (Retail)	08/30/17	KNADMA430H6007588	UB	2

**Inspection**

PDI Select VCI

Start

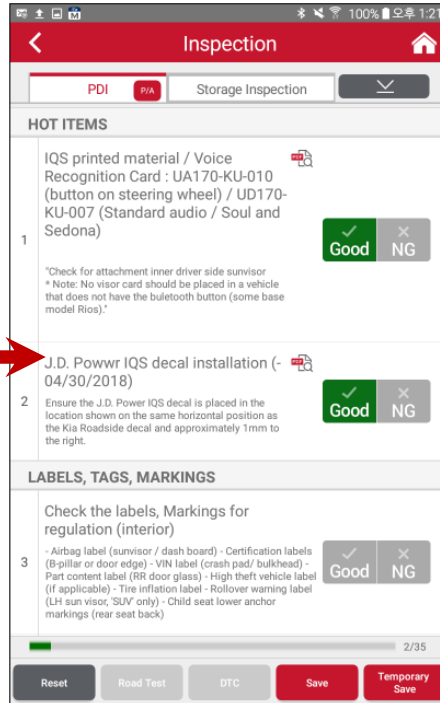
Work List

Temporary Saved List

Preparation for VCI

- Turn ignition switch to the ON position  
- Engine Not running (KOEC)
- Manually connect to VCI to the OBDII connector under the dash
- Ensure internet connection is established and maintained to use more functions
- VCI should remain connected throughout the entire inspection process

12.1 GB Total Memory    10.7GB (88.36%) Available Memory    0 Total Work    0 Not Uploaded



**Inspection**

PDI PIA Storage Inspection

HOT ITEMS

IQS printed material / Voice Recognition Card : UA170-KU-010 (button on steering wheel) / UD170-KU-007 (Standard audio / Soul and Sedona)

1 Good NG

\*Check for attachment inner driver side sunvisor  
\* Note: No visor card should be placed in a vehicle that does not have the bluetooth button (some base model Rios)\*

J.D. Power IQS decal installation (- 04/30/2018)

2 Good NG

Ensure the J.D. Power IQS decal is placed in the location shown on the same horizontal position as the Kia Roadside decal and approximately 1mm to the right.

LABELS, TAGS, MARKINGS

Check the labels, Markings for regulation (interior)

3 Good NG

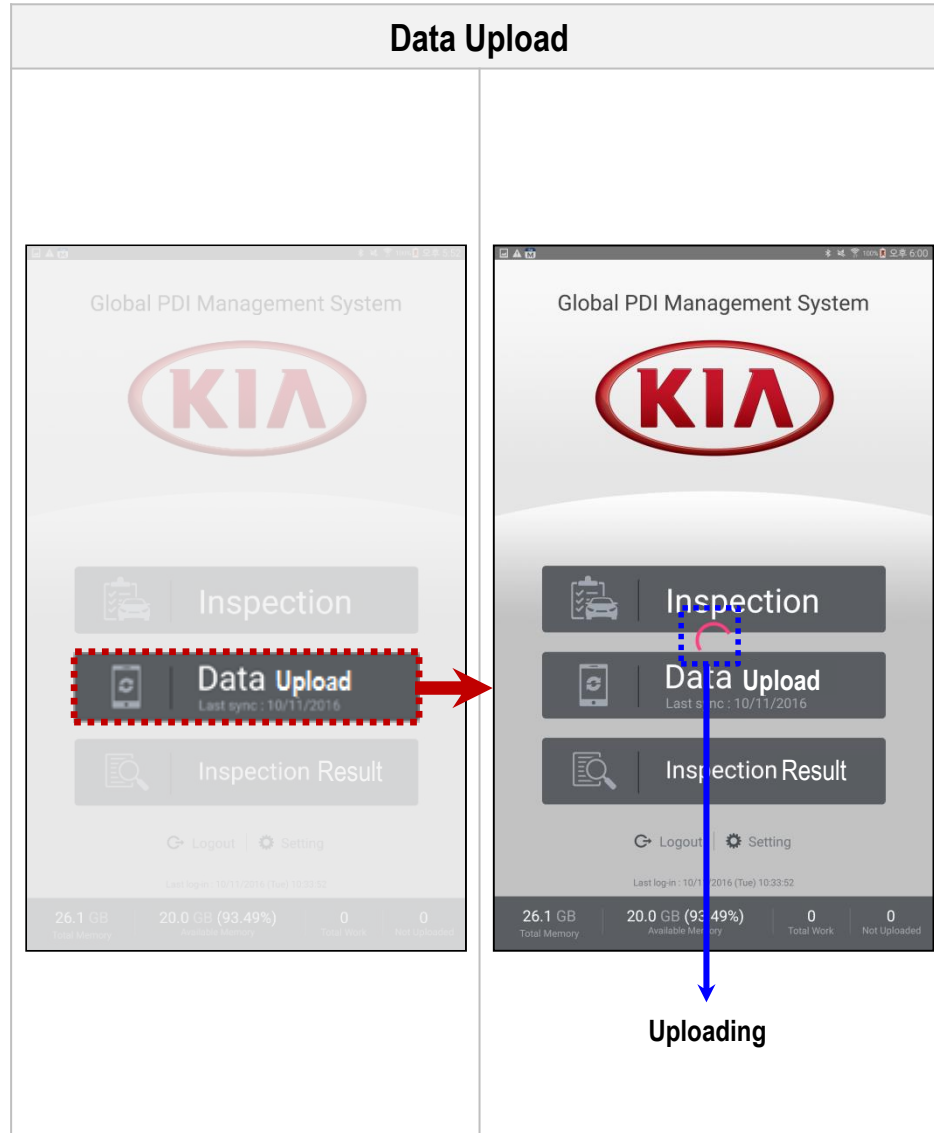
- Airbag label (sunvisor / dash board) - Certification labels (B-pillar or door edge) - VIN label (crash pad/ bulkhead) - Part content label (RR door glass) - High theft vehicle label (if applicable) - Tire inflation label - Rollover warning label (LH sun visor, 'SUV' only) - Child seat lower anchor markings (rear seat back)

2/35

Reset Road Test DTC Save Temporary Save

# 2. GPMS (App)

## Data Upload



※ Saved inspection result will be uploaded at once when the 'Data upload' button clicked (Wi-fi connection is required)

# 2. GPMS (App)


## c. Inspection

Inspection Result\_1

- ※ The display may vary slightly depending on the screen resolution.
- ※ This inspection result will be stored for two weeks (It will be deleted after two weeks).
- ※ After new update, inspection result will be initialized.

### Inspection Result

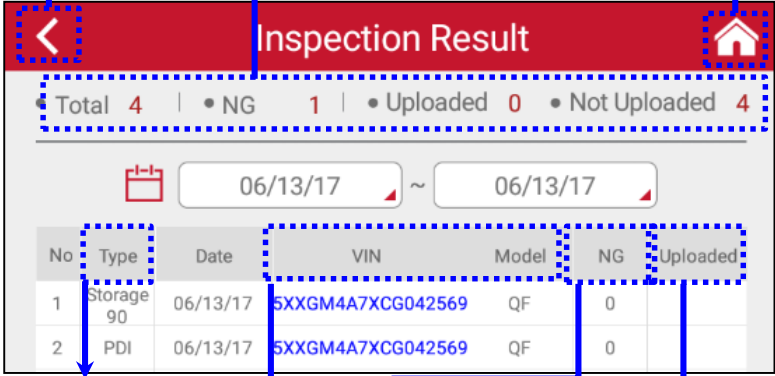
#### Inspection Result



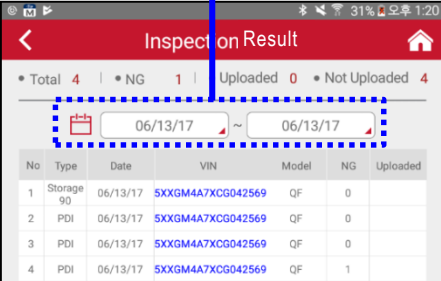
#### Detail

- **Total** - The number of saved inspection result
- **NG** - The number of NG vehicles
- **Uploaded** - The number of uploaded inspection results
- **Not Uploaded** - The number of Not uploaded

**Back button**      **Home button**



**Date Selection**



**Inspection Type (Filter applied)**

- PDI
- Storage vehicle inspection

**NG**

- NG list will be displayed if the number of NG is clicked

**VIN**

- This page will be directly changed to check sheet, when it is clicked

**Model**

- Vehicle name

**Uploaded (Filter applied)**

- It will show if the result is uploaded (Background color will be green if the result is uploaded)

No	Type	Date	VIN	Model	NG	Uploaded
1	Storage 90	06/13/17	5XXGM4A7XCG042569	QF	0	
2	PDI	06/13/17	5XXGM4A7XCG042569	QF	0	
3	PDI	06/13/17	5XXGM4A7XCG042569	QF	0	
4	PDI	06/13/17	5XXGM4A7XCG042569	QF	1	

# 2. GPMS (App)

Inspection Result > Inspection Result Detail

### Inspection Result Detail

**Inspection Result**

• Total 4 | • NG 1 | • Uploaded 0

06/13/17 ~ 06/17

No	Type	Date	VIN	Model
1	Storage 90	06/13/17	5XXGM4A7XCG042569	QF
2	PDI	06/13/17	5XXGM4A7XCG042569	QF
3	PDI	06/13/17	5XXGM4A7XCG042569	QF
4	PDI	06/13/17	5XXGM4A7XCG042569	QF

**Result NG List**

Type	Date	VIN	Model	Battery	SOC
PDI	2017-06-13	5XXGM4A7XCG042569	QF	12.00	Checking

**1. Connect power connector, Start engine with** 90

Note

Bad Note Assembly problem\_Wrong positio

Vehicle Information

Saved NG information


Click the NG list  
- Will be shown up attached image

# ❖ GPMS (App) off-line usage

## Off-line usage

### Procedure


- 1** Log-in online first.  
(Off-line mode will last for 72 hours after online log-in)



- 2** Download work list in 'Work list menu' if it is needed.  
(You can skip this if you don't need it)



- 3** Go to a stock yard to inspect vehicle.  
(It should be off-line to use off-line mode)



[ Stock yard ]

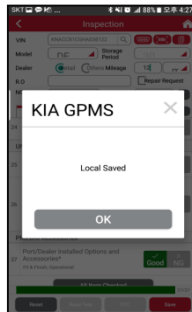
- 4** Connect VCI to OBD to start inspection.



- 4** Click a VIN you want to inspect.  
(You can skip this if you don't need it)

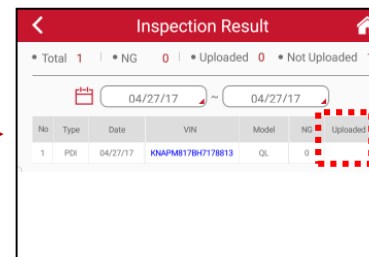


- 5** Start inspection and save the work.  
(The inspection result will be saved in the device)



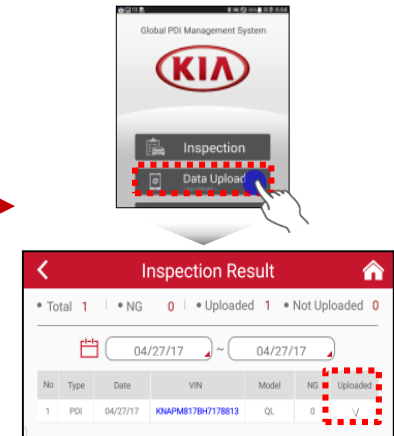
[ Local saved pop up ]

- 6** You can verify the inspection vehicle list on 'Inspection Result'.



[ No check in uploaded box ]

- 7** You can upload data using 'Data Upload' in network zone.



[ Check in uploaded box ]

# ※ GPMS (App) off-line usage

## Off-line usage for work list

※ Work list will be downloaded based on KMC ERP so the data consistency is not correct compared to the data of each country (KMC will improve the data consistency)

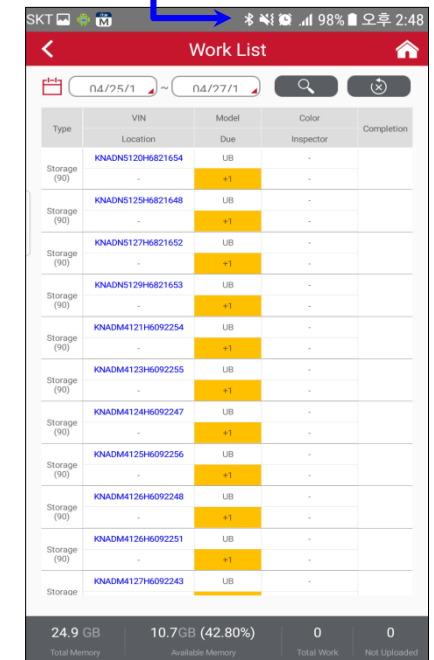
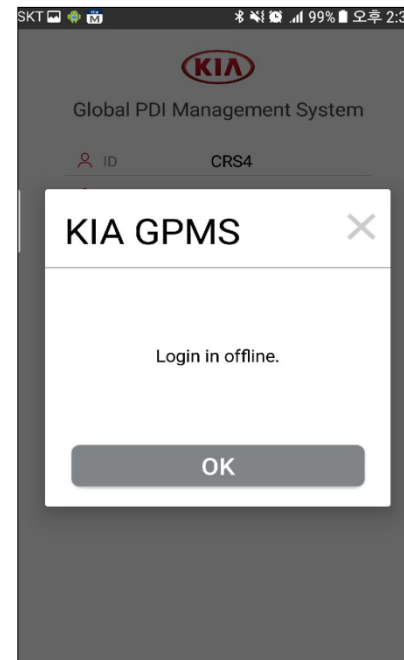
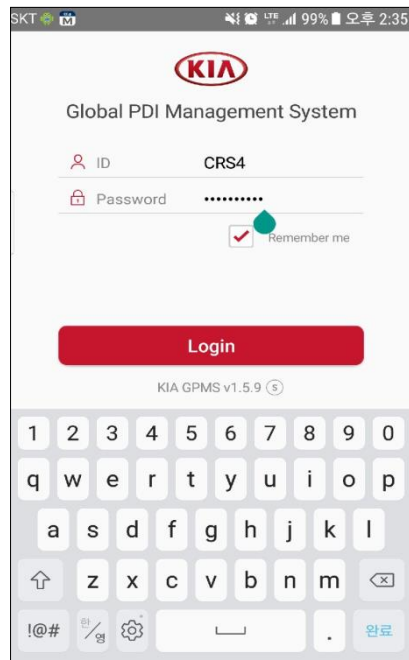
### Procedure

- 1** Try to log-in on GPMS App online first.  
\* Used ID is Dammam Port user in Saudi

- 2** Download the work list for storage vehicle inspection (not PDI) in 'Work list' menu.  
1) Select date range.  
2) Click the inquiry button.  
※ Detail explanation about the work list function is on 'd. Inspection Work List\_2'

- 3** If you log-out the app and the device is off-line, you can log-in again as off-line mode.  
※ Off-line mode will last for 12 hours after online log-in.

- 4** You can check the downloaded work list again in 'Work list' menu. (Off-line mode)  
· Log out → Off line → log in again  
☞ Downloaded work list will be shown  
· Log out → On line → log in again  
☞ Need to download work list again  
☞ 'Off-line (No LTE icon)'



# 3. GPMS (Web)

## Log-in

◆ Web Address : <http://gpms.kia.com>

The screenshot shows the KIA GPMS (Global PDI Management System) login interface. The page features the KIA logo at the top left, followed by the text 'GPMS Global PDI Management System'. The main content area is divided into two sections: a left sidebar with a background image of a hand holding a smartphone displaying the app interface, and a right main panel. The main panel has a 'LOGIN >>' header, two input fields (ID and Password) outlined with a blue dashed border, a red 'LOGIN' button, and two links: 'REGISTER USER ID' and 'FORGOUT YOUR ID / PASSWORD ?'. Below the main panel, there is a 'System Requirements' section with text and icons for Internet Explorer 11 (labeled 'OPTIMIZATION BROWSER') and Google Chrome (labeled 'SUPPORTED BROWSER'). A 'KIA APP DOWNLOAD' button with a download icon is also present. Blue arrows point from text labels on the right to these specific elements: 'ID input', 'Password input', 'Register/Find your ID and PW', and 'App download button'.

**GPMS** *Global PDI Management System*

**LOGIN >>**

ID input

Password input

LOGIN

REGISTER USER ID | FORGOUT YOUR ID / PASSWORD ?

Register/Find your ID and PW

System Requirements

Windows 7, 8, 10, 1GB RAM, 1280x1024 video resolution, Internet Explorer 11, High-Speed (1M or greater) Internet connection, Full-Screen Mode (press F11 in Internet Explorer) is recommended for best viewing

OPTIMIZATION BROWSER | SUPPORTED BROWSER

APP DOWNLOAD

App download button

# 3. GPMS (Web)

## b. Main Feature

Main (1)

### Management menu

- Stock Overview
- Work List
- Storage vehicle due list
- Inspection Vehicle List
- Defect Vehicle List
- Daily Inspection Total
- Daily Defect Total

### Analysis menu

- Overall Analysis
- Inspection Result
- Top Claim

### Sheet Editor menu

- Sheet Preview
- Sheet Template
- Category Template
- Check Template

### Notice menu

- Notice

### Admin menu

- User/Device/ Nation/Model

- ✗ Excel conversion function for each menu will be added step by step.
- ✗ Print can be available after excel conversion.

The screenshot displays the main interface of the GPMS web application. At the top, there is a navigation bar with the KIA GPMS logo and the tagline 'The Power to Surprise'. Below the logo, there are five main menu buttons: Management, Analysis, Sheet Editor, Notice, and Admin. Each button is linked to a corresponding menu list. To the right of the navigation bar, there are utility links for 'Change Language', 'My page', and 'Logout'. Below the navigation bar, the main content area is divided into two sections. The left section features a world map with several regions highlighted: North America, Western Europe, Eastern Europe, China, Middle East & Africa, and Asia & Pacific. A red pin is placed on the C&S America region, which is enclosed in a blue dashed box. Below the map, a blue arrow points to the text 'Button for Regional Summary Information'. The right section is titled 'Summary Information' and contains a table with a 'Today' filter and a 'Port' dropdown. The table lists various regions and their corresponding statistics: Stock, Inspection, Defect Unit, Defect Ratio(%), and Defect per Unit. Below the map and table, there is a 'Notice' section with a table listing notices by date, country, subject, writer, and attachment. A hand icon is shown clicking on the subject 'GPMST/RE' in the first row of the notice table.

**Management**

**Analysis**

**Sheet Editor**

**Notice**

**Admin**

Change Language: [v] My page > Logout >

My page / Logout

Summary Information

Button for Regional Summary Information

Region	Today				
	Stock	Inspection	Defect Unit	Defect Ratio(%)	Defect per Unit
Total	335,287	9	5	55.56	1.60
Africa	11,572	0	0	0.00	0.00
Asia	14,780	0	0	0.00	0.00
C&S America	35,821	0	0	0.00	0.00
Eastern Europe	3,664	0	0	0.00	0.00
Middle East	47,378	0	0	0.00	0.00
North America	149,528	8	4	50.00	1.75
Pacific	822	0	0	0.00	0.00
Western Europe	71,722	1	1	100.00	1.00

Notice

Date	Country	Subject	Writer	Attachment
2017-03-03	All	GPMST/RE	chs9873	
2017-02-01	All	test	ktwo2	
2016-12-20	All	GPMS User's Manual	J CHOI	
2016-12-20	All	GPMS X-Platform newest version upgrade	Eric LEE	

### Notice

- Date/Country(Region)/Subject/Writer/Attachment will be displayed.
- (Detail information will be displayed when the subject is clicked)

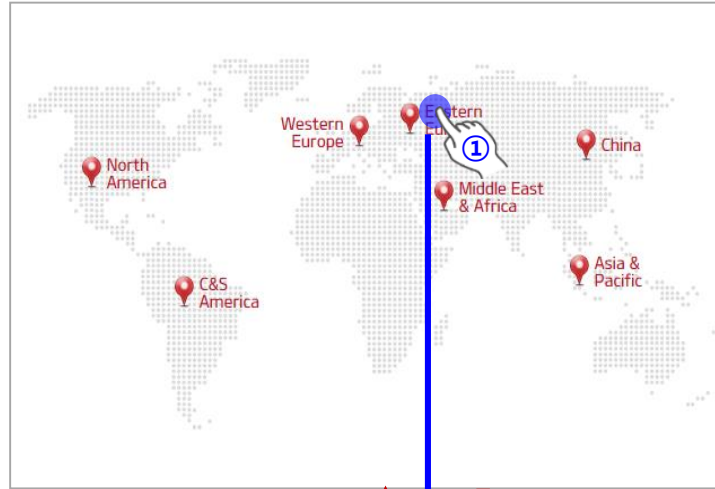


# 3. GPMS (Web)

## b. Main Feature

Main (2)

※ What you see on main page depends on your region & ID authority

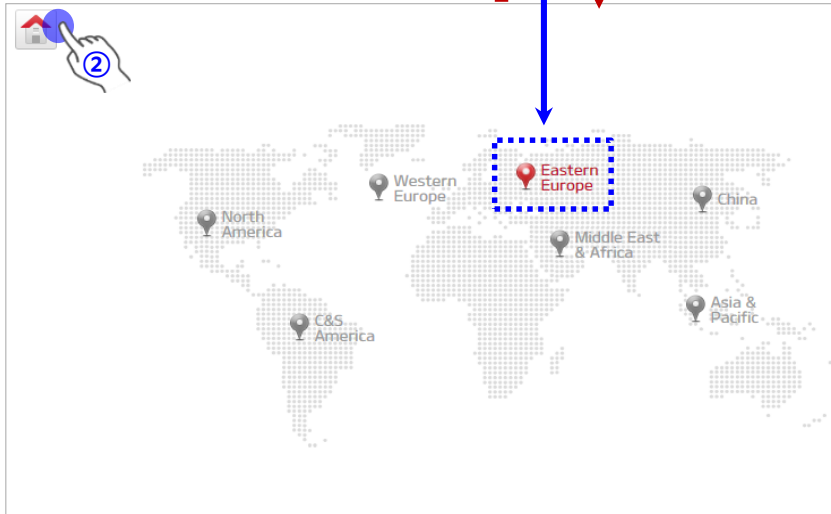


Region	Today				
	Port				
	Stock	Inspection	Defect Unit	Defect Ratio(%)	Defect per Unit
Total	335,287	9	5	55.56	1.60
Africa	11,572	0	0	0.00	0.00
Asia	14,780	0	0	0.00	0.00
C&S America	35,821	0	0	0.00	0.00
Eastern Europe	3,664	0	0	0.00	0.00
Middle East	47,378	0	0	0.00	0.00
North America	149,528	8	4	50.00	1.75
Pacific	822	0	0	0.00	0.00
Western Europe	71,722	1	1	100.00	1.00

2) Click home button

1) Click region

Main dashboard will be changed  
(Each region → Each country)



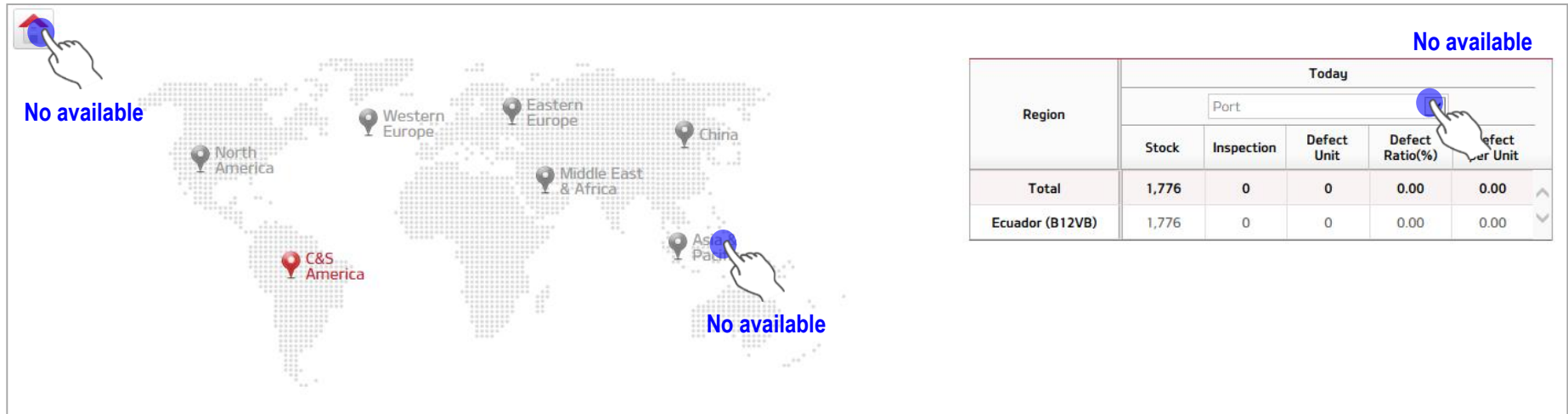
Region	Today				
	Port/Dealer				
	Stock	Inspection	Defect Unit	Defect Ratio(%)	Defect per Unit
Total	3,664	0	0	0.00	0.00
Albania (C22VA)	176	0	0	0.00	0.00
Armania (C48VA)	11	0	0	0.00	0.00
Azerbaijan (C36VA)	278	0	0	0.00	0.00
Belarus (C42VA)	1,347	0	0	0.00	0.00
Georgia (C46VA)	114	0	0	0.00	0.00
Kazakhstan (C35VD)	950	0	0	0.00	0.00
Macedonia (C52VA)	261	0	0	0.00	0.00
Montenegro (C55VA)	138	0	0	0.00	0.00
Ukraine (C41VD)	385	0	0	0.00	0.00

# 3. GPMS (Web)

## b. Main Feature

Main (3)

※ What you see on main page depends on your region & ID authority



Region	Today				
	Stock	Inspection	Defect Unit	Defect Ratio(%)	Defect per Unit
Total	1,776	0	0	0.00	0.00
Ecuador (B12VB)	1,776	0	0	0.00	0.00

※ ID : C&S America / Ecuador / Port / Admin

- This ID can only see the port information of Ecuador
- Distributor can see port/dealer information
- Regional HQ can see their regional port/dealer information

# 3. GPMS (Web)

## C. Summary Information

### Main - Summary Information

#### Summary Information

**1**

Area  
- Port/ Dealer

Region	Today				
	Stock	Inspection	Defect Unit	Defect Ratio(%)	Defect per Unit
Total	335,287	8	5	62.50	1.60
Africa	11,572	0	0	0.00	0.00
Asia	14,780	0	0	0.00	0.00
C&S America	35,821	0	0	0.00	0.00
Eastern Europe	3,664	0	0	0.00	0.00
Middle East	47,378	0	0	0.00	0.00
North America	149,528	7	4	57.14	1.75
Pacific	822	0	0	0.00	0.00
Western Europe	71,722	1	1	100.00	1.00

Region & Total Classification

Stock / Inspection / Defect Unit / Defective Ratio / Defect per Unit

#### Regional Summary Information

**2**

North America

Region Classification

※ Regional summary information which including detail information of each distributor if the button for regional summary information is clicked.

Region	Today			
	Inventory	Inspected	Defect	Defect Ratio(%)
Canada (B06VA)	13,284	0	0	0.00
U.S.A. (B28VA)	187,981	1	1	100.00
Total	201,265	1	1	100.00

Region Classification

### Management (1)

Management	Detail																																																																																																				
<div style="background-color: #c00000; color: white; text-align: center; padding: 5px; font-weight: bold;">Management</div> <ul style="list-style-type: none"> <li>▪ Stock Overview</li> <li>▪ Work List</li> <li>▪ Storage Vehicle Due List</li> <li>▪ Inspection Vehicle List</li> <li>▪ Defect Vehicle List</li> <li>▪ Daily Inspection Total</li> <li>▪ Daily Defect Total</li> </ul>	<p><b>1 Stock Overview</b></p> <p>- It shows overall vehicle inventory about stock, average age and the number of inventory classified by age.</p> <ul style="list-style-type: none"> <li>* Port Stock – All countries can check the information</li> <li>* Dealer Stock – Subsidiaries can check the information</li> <li>* The information is connected with KMC ERP system</li> </ul>	<table border="1" style="width: 100%; border-collapse: collapse; text-align: center;"> <thead> <tr> <th>Nation</th> <th>Area</th> <th>Code</th> <th>Stock</th> <th>AVG Age</th> <th>&gt; 90</th> </tr> </thead> <tbody> <tr> <td>-</td> <td>-</td> <td>-</td> <td>662,825</td> <td>4653</td> <td>342,867</td> </tr> <tr> <td>Albania (C22VA)</td> <td>Port</td> <td>C (KOPER)</td> <td>12</td> <td>289</td> <td>6</td> </tr> <tr> <td>Albania (C22VA)</td> <td>Port</td> <td>E (TRIESTE)</td> <td>164</td> <td>302</td> <td>8</td> </tr> <tr> <td>Algeria (D01VA)</td> <td>Port</td> <td>A (DJEN DJEN)</td> <td>560</td> <td>21</td> <td>560</td> </tr> <tr> <td>American Samoa (A37VA)</td> <td>Port</td> <td>A (PAGO PAGO)</td> <td>8</td> <td>109</td> <td>0</td> </tr> <tr> <td>Angola (E01VA)</td> <td>Port</td> <td>A (LUANDA)</td> <td>117</td> <td>197</td> <td>84</td> </tr> <tr> <td>Antigua (B41VA)</td> <td>Port</td> <td>A (ST.JOHN)</td> <td>176</td> <td>276</td> <td>20</td> </tr> <tr> <td>Argentina (B01VB)</td> <td>Port</td> <td>A (BUENOS AIRES)</td> <td>522</td> <td>26</td> <td>509</td> </tr> <tr> <td>Armania (C48VA)</td> <td>Port</td> <td>D (DERINCE)</td> <td>11</td> <td>770</td> <td>0</td> </tr> <tr> <td>Aruba (B36VB)</td> <td>Port</td> <td>A (DRANJESTAD)</td> <td>1,142</td> <td>286</td> <td>248</td> </tr> <tr> <td>Austria (C01VA)</td> <td>Port</td> <td>@</td> <td>1</td> <td>830</td> <td>0</td> </tr> </tbody> </table>	Nation	Area	Code	Stock	AVG Age	> 90	-	-	-	662,825	4653	342,867	Albania (C22VA)	Port	C (KOPER)	12	289	6	Albania (C22VA)	Port	E (TRIESTE)	164	302	8	Algeria (D01VA)	Port	A (DJEN DJEN)	560	21	560	American Samoa (A37VA)	Port	A (PAGO PAGO)	8	109	0	Angola (E01VA)	Port	A (LUANDA)	117	197	84	Antigua (B41VA)	Port	A (ST.JOHN)	176	276	20	Argentina (B01VB)	Port	A (BUENOS AIRES)	522	26	509	Armania (C48VA)	Port	D (DERINCE)	11	770	0	Aruba (B36VB)	Port	A (DRANJESTAD)	1,142	286	248	Austria (C01VA)	Port	@	1	830	0																											
Nation	Area	Code	Stock	AVG Age	> 90																																																																																																
-	-	-	662,825	4653	342,867																																																																																																
Albania (C22VA)	Port	C (KOPER)	12	289	6																																																																																																
Albania (C22VA)	Port	E (TRIESTE)	164	302	8																																																																																																
Algeria (D01VA)	Port	A (DJEN DJEN)	560	21	560																																																																																																
American Samoa (A37VA)	Port	A (PAGO PAGO)	8	109	0																																																																																																
Angola (E01VA)	Port	A (LUANDA)	117	197	84																																																																																																
Antigua (B41VA)	Port	A (ST.JOHN)	176	276	20																																																																																																
Argentina (B01VB)	Port	A (BUENOS AIRES)	522	26	509																																																																																																
Armania (C48VA)	Port	D (DERINCE)	11	770	0																																																																																																
Aruba (B36VB)	Port	A (DRANJESTAD)	1,142	286	248																																																																																																
Austria (C01VA)	Port	@	1	830	0																																																																																																
	<p><b>2 Work List</b></p> <p>- Managers can upload work list by excel file on this page and workers can download the list on 'work list' menu of GPMS app.</p> <ul style="list-style-type: none"> <li>* Vehicles which has arrival date information in KMC ERP will be shown on 'work list' menu of GPMS app without any upload.</li> </ul>	<div style="border: 1px solid #ccc; padding: 10px;"> <div style="background-color: #f0f0f0; padding: 5px; border-bottom: 1px solid #ccc;">Vin List Upload <span style="float: right;">✕</span></div> <div style="padding: 5px;"> <p><b>VIN List Upload</b></p> <p>Nation: <input type="text" value="Ecuador (B12VB)"/> Code: <input type="text" value="C (MANTA)"/></p> <p>Transfer Date: <input type="text" value="03/07/17"/></p> <p>Data File: <input type="text"/> <input type="button" value="찾아보기..."/> <input type="button" value="Upload"/></p> <p style="text-align: right;"><input type="button" value="Template File Download"/></p> </div> </div>																																																																																																			
	<p><b>3 Storage Vehicle Due List</b></p> <p>- Users can download 'Storage Vehicle Due List' by excel file</p> <ul style="list-style-type: none"> <li>* This page will show the data based on vehicles which has arrival date information in KMC ERP</li> </ul>	<table border="1" style="width: 100%; border-collapse: collapse; text-align: center;"> <thead> <tr> <th>VIN</th> <th>Vehicle</th> <th>Vehicle Name</th> <th>Period</th> <th>Color</th> <th>Location</th> <th>Arrival Date</th> <th>Target Date</th> <th>Due</th> </tr> </thead> <tbody> <tr> <td>KNAFZ4178G6432521</td> <td>YD</td> <td>Cerato/Forte</td> <td>630</td> <td></td> <td></td> <td>06/15/15</td> <td>03/06/17</td> <td>1</td> </tr> <tr> <td>KNAHUB138G7120495</td> <td>RP</td> <td>Carens</td> <td>630</td> <td></td> <td></td> <td>06/15/15</td> <td>03/06/17</td> <td>1</td> </tr> <tr> <td>KNAHUB138G7120512</td> <td>RP</td> <td>Carens</td> <td>630</td> <td></td> <td></td> <td>06/15/15</td> <td>03/06/17</td> <td>1</td> </tr> <tr> <td>KNAHUB138G7120517</td> <td>RP</td> <td>Carens</td> <td>630</td> <td></td> <td></td> <td>06/15/15</td> <td>03/06/17</td> <td>1</td> </tr> <tr> <td>KNAHUB138G7120523</td> <td>RP</td> <td>Carens</td> <td>630</td> <td></td> <td></td> <td>06/15/15</td> <td>03/06/17</td> <td>1</td> </tr> <tr> <td>KNAHUB138G7120610</td> <td>RP</td> <td>Carens</td> <td>630</td> <td></td> <td></td> <td>06/15/15</td> <td>03/06/17</td> <td>1</td> </tr> <tr> <td>KNAHUB138G7120642</td> <td>RP</td> <td>Carens</td> <td>630</td> <td></td> <td></td> <td>06/15/15</td> <td>03/06/17</td> <td>1</td> </tr> <tr> <td>KNAHUB138G7120753</td> <td>RP</td> <td>Carens</td> <td>630</td> <td></td> <td></td> <td>06/15/15</td> <td>03/06/17</td> <td>1</td> </tr> <tr> <td>KNAHUB138G7120759</td> <td>RP</td> <td>Carens</td> <td>630</td> <td></td> <td></td> <td>06/15/15</td> <td>03/06/17</td> <td>1</td> </tr> <tr> <td>KNAHUB138G7120809</td> <td>RP</td> <td>Carens</td> <td>630</td> <td></td> <td></td> <td>06/15/15</td> <td>03/06/17</td> <td>1</td> </tr> </tbody> </table>	VIN	Vehicle	Vehicle Name	Period	Color	Location	Arrival Date	Target Date	Due	KNAFZ4178G6432521	YD	Cerato/Forte	630			06/15/15	03/06/17	1	KNAHUB138G7120495	RP	Carens	630			06/15/15	03/06/17	1	KNAHUB138G7120512	RP	Carens	630			06/15/15	03/06/17	1	KNAHUB138G7120517	RP	Carens	630			06/15/15	03/06/17	1	KNAHUB138G7120523	RP	Carens	630			06/15/15	03/06/17	1	KNAHUB138G7120610	RP	Carens	630			06/15/15	03/06/17	1	KNAHUB138G7120642	RP	Carens	630			06/15/15	03/06/17	1	KNAHUB138G7120753	RP	Carens	630			06/15/15	03/06/17	1	KNAHUB138G7120759	RP	Carens	630			06/15/15	03/06/17	1	KNAHUB138G7120809	RP	Carens	630			06/15/15	03/06/17	1
VIN	Vehicle	Vehicle Name	Period	Color	Location	Arrival Date	Target Date	Due																																																																																													
KNAFZ4178G6432521	YD	Cerato/Forte	630			06/15/15	03/06/17	1																																																																																													
KNAHUB138G7120495	RP	Carens	630			06/15/15	03/06/17	1																																																																																													
KNAHUB138G7120512	RP	Carens	630			06/15/15	03/06/17	1																																																																																													
KNAHUB138G7120517	RP	Carens	630			06/15/15	03/06/17	1																																																																																													
KNAHUB138G7120523	RP	Carens	630			06/15/15	03/06/17	1																																																																																													
KNAHUB138G7120610	RP	Carens	630			06/15/15	03/06/17	1																																																																																													
KNAHUB138G7120642	RP	Carens	630			06/15/15	03/06/17	1																																																																																													
KNAHUB138G7120753	RP	Carens	630			06/15/15	03/06/17	1																																																																																													
KNAHUB138G7120759	RP	Carens	630			06/15/15	03/06/17	1																																																																																													
KNAHUB138G7120809	RP	Carens	630			06/15/15	03/06/17	1																																																																																													

### Management (2)

Management	Detail																																																																																																																																							
<div style="background-color: #c00000; color: white; padding: 5px; margin-bottom: 5px;"><b>Management</b></div> <ul style="list-style-type: none"> <li style="padding: 5px; margin-bottom: 5px;">• <a href="#">Stock Overview</a></li> <li style="padding: 5px; margin-bottom: 5px;">• <a href="#">Work List</a></li> <li style="padding: 5px; margin-bottom: 5px;">• <a href="#">Storage Vehicle Due List</a></li> <li style="padding: 5px; margin-bottom: 5px;">• <a href="#">Inspection Vehicle List</a></li> <li style="padding: 5px; margin-bottom: 5px;">• <a href="#">Defect Vehicle List</a></li> <li style="padding: 5px; margin-bottom: 5px;">• <a href="#">Daily Inspection Total</a></li> <li style="padding: 5px;">• <a href="#">Daily Defect Total</a></li> </ul>	<p><b>4 Inspection Vehicle List</b> - It shows detail information for all inspected VIN.</p>	<table border="1" style="width: 100%; border-collapse: collapse; font-size: 8px;"> <thead> <tr> <th>Region</th> <th>Nation</th> <th>Area</th> <th>Code</th> <th>Inspection Type</th> <th>Period</th> <th>VIN</th> <th>Vehicle</th> <th>Vehicle Name</th> </tr> </thead> <tbody> <tr> <td>Western Europe</td> <td>U.K (C21VA)</td> <td>Port</td> <td>D (KOPER)</td> <td>PDI</td> <td>--</td> <td>USYPK813NHJ326322</td> <td>OLe</td> <td>Sportage</td> </tr> <tr> <td>Middle East</td> <td>Iraq (D05VG)</td> <td>Port</td> <td>--</td> <td>Storage</td> <td>90</td> <td>KNCWJ2768H7155691</td> <td>PU</td> <td>K2000/2700/ 3000/3600</td> </tr> <tr> <td>Middle East</td> <td>Iraq (D05VG)</td> <td>Port</td> <td>--</td> <td>Storage</td> <td>90</td> <td>KNCWJ2769H7160933</td> <td>PU</td> <td>K2000/2700/ 3000/3600</td> </tr> <tr> <td>Middle East</td> <td>Iraq (D05VG)</td> <td>Port</td> <td>--</td> <td>Storage</td> <td>90</td> <td>KNCWJ2766H7155706</td> <td>PU</td> <td>K2000/2700/ 3000/3600</td> </tr> <tr> <td>Middle East</td> <td>Iraq (D05VG)</td> <td>Port</td> <td>--</td> <td>Storage</td> <td>90</td> <td>KNCWJ2762H7155704</td> <td>PU</td> <td>K2000/2700/ 3000/3600</td> </tr> <tr> <td>Middle East</td> <td>Iraq (D05VG)</td> <td>Port</td> <td>--</td> <td>Storage</td> <td>90</td> <td>KNCWJ2760H7157260</td> <td>PU</td> <td>K2000/2700/ 3000/3600</td> </tr> <tr> <td>Middle East</td> <td>Iraq (D05VG)</td> <td>Port</td> <td>--</td> <td>Storage</td> <td>90</td> <td>KNCWJ2769H7156526</td> <td>PU</td> <td>K2000/2700/ 3000/3600</td> </tr> <tr> <td>Middle East</td> <td>Iraq (D05VG)</td> <td>Port</td> <td>--</td> <td>Storage</td> <td>90</td> <td>KNCWJ2766H7160534</td> <td>PU</td> <td>K2000/2700/ 3000/3600</td> </tr> <tr> <td>Middle East</td> <td>Iraq (D05VG)</td> <td>Port</td> <td>--</td> <td>Storage</td> <td>90</td> <td>KNCWJ2761H7153359</td> <td>PU</td> <td>K2000/2700/ 3000/3600</td> </tr> <tr> <td>Middle East</td> <td>Iraq (D05VG)</td> <td>Port</td> <td>--</td> <td>Storage</td> <td>90</td> <td>KNCWJ2769H7160530</td> <td>PU</td> <td>K2000/2700/ 3000/3600</td> </tr> </tbody> </table>	Region	Nation	Area	Code	Inspection Type	Period	VIN	Vehicle	Vehicle Name	Western Europe	U.K (C21VA)	Port	D (KOPER)	PDI	--	USYPK813NHJ326322	OLe	Sportage	Middle East	Iraq (D05VG)	Port	--	Storage	90	KNCWJ2768H7155691	PU	K2000/2700/ 3000/3600	Middle East	Iraq (D05VG)	Port	--	Storage	90	KNCWJ2769H7160933	PU	K2000/2700/ 3000/3600	Middle East	Iraq (D05VG)	Port	--	Storage	90	KNCWJ2766H7155706	PU	K2000/2700/ 3000/3600	Middle East	Iraq (D05VG)	Port	--	Storage	90	KNCWJ2762H7155704	PU	K2000/2700/ 3000/3600	Middle East	Iraq (D05VG)	Port	--	Storage	90	KNCWJ2760H7157260	PU	K2000/2700/ 3000/3600	Middle East	Iraq (D05VG)	Port	--	Storage	90	KNCWJ2769H7156526	PU	K2000/2700/ 3000/3600	Middle East	Iraq (D05VG)	Port	--	Storage	90	KNCWJ2766H7160534	PU	K2000/2700/ 3000/3600	Middle East	Iraq (D05VG)	Port	--	Storage	90	KNCWJ2761H7153359	PU	K2000/2700/ 3000/3600	Middle East	Iraq (D05VG)	Port	--	Storage	90	KNCWJ2769H7160530	PU	K2000/2700/ 3000/3600																																			
	Region	Nation	Area	Code	Inspection Type	Period	VIN	Vehicle	Vehicle Name																																																																																																																															
	Western Europe	U.K (C21VA)	Port	D (KOPER)	PDI	--	USYPK813NHJ326322	OLe	Sportage																																																																																																																															
	Middle East	Iraq (D05VG)	Port	--	Storage	90	KNCWJ2768H7155691	PU	K2000/2700/ 3000/3600																																																																																																																															
Middle East	Iraq (D05VG)	Port	--	Storage	90	KNCWJ2769H7160933	PU	K2000/2700/ 3000/3600																																																																																																																																
Middle East	Iraq (D05VG)	Port	--	Storage	90	KNCWJ2766H7155706	PU	K2000/2700/ 3000/3600																																																																																																																																
Middle East	Iraq (D05VG)	Port	--	Storage	90	KNCWJ2762H7155704	PU	K2000/2700/ 3000/3600																																																																																																																																
Middle East	Iraq (D05VG)	Port	--	Storage	90	KNCWJ2760H7157260	PU	K2000/2700/ 3000/3600																																																																																																																																
Middle East	Iraq (D05VG)	Port	--	Storage	90	KNCWJ2769H7156526	PU	K2000/2700/ 3000/3600																																																																																																																																
Middle East	Iraq (D05VG)	Port	--	Storage	90	KNCWJ2766H7160534	PU	K2000/2700/ 3000/3600																																																																																																																																
Middle East	Iraq (D05VG)	Port	--	Storage	90	KNCWJ2761H7153359	PU	K2000/2700/ 3000/3600																																																																																																																																
Middle East	Iraq (D05VG)	Port	--	Storage	90	KNCWJ2769H7160530	PU	K2000/2700/ 3000/3600																																																																																																																																
	<p><b>5 Defect Vehicle List</b> - It shows detail information for only defect VIN.</p>	<table border="1" style="width: 100%; border-collapse: collapse; font-size: 8px;"> <thead> <tr> <th>Region</th> <th>Nation</th> <th>Area</th> <th>Code</th> <th>Inspection Type</th> <th>Period</th> <th>VIN</th> <th>Vehicle</th> <th>Vehicle Name</th> </tr> </thead> <tbody> <tr> <td>Pacific</td> <td>Australia (A02VE)</td> <td>Port</td> <td>F (SYDNEY)</td> <td>PDI</td> <td>--</td> <td>KNAFK417MJ5732574</td> <td>YD</td> <td>Cerato/Forte</td> </tr> <tr> <td>Pacific</td> <td>Australia (A02VE)</td> <td>Port</td> <td>F (SYDNEY)</td> <td>PDI</td> <td>--</td> <td>KNAFK517MH569290</td> <td>YD</td> <td>Cerato/Forte</td> </tr> <tr> <td>Pacific</td> <td>Australia (A02VE)</td> <td>Port</td> <td>F (SYDNEY)</td> <td>PDI</td> <td>--</td> <td>KNAFK417MJ5725647</td> <td>YD</td> <td>Cerato/Forte</td> </tr> <tr> <td>Middle East</td> <td>Saudi Arabia (D15VK)</td> <td>Port</td> <td>B (DAMMAM)</td> <td>PDI</td> <td>--</td> <td>KNAGV4129G5048825</td> <td>JF</td> <td>Optima</td> </tr> <tr> <td>Middle East</td> <td>Saudi Arabia (D15VK)</td> <td>Port</td> <td>B (DAMMAM)</td> <td>PDI</td> <td>--</td> <td>KNAPH8142G5099227</td> <td>UM</td> <td>Sorento</td> </tr> <tr> <td>Middle East</td> <td>Kuwait (D08VA)</td> <td>Port</td> <td>--</td> <td>Storage</td> <td>90</td> <td>KNAKM811XH5163737</td> <td>HM</td> <td>Mohave/Borrego</td> </tr> <tr> <td>Middle East</td> <td>Kuwait (D08VA)</td> <td>Port</td> <td>--</td> <td>Storage</td> <td>90</td> <td>KNAKM811SH5150362</td> <td>HM</td> <td>Mohave/Borrego</td> </tr> </tbody> </table>	Region	Nation	Area	Code	Inspection Type	Period	VIN	Vehicle	Vehicle Name	Pacific	Australia (A02VE)	Port	F (SYDNEY)	PDI	--	KNAFK417MJ5732574	YD	Cerato/Forte	Pacific	Australia (A02VE)	Port	F (SYDNEY)	PDI	--	KNAFK517MH569290	YD	Cerato/Forte	Pacific	Australia (A02VE)	Port	F (SYDNEY)	PDI	--	KNAFK417MJ5725647	YD	Cerato/Forte	Middle East	Saudi Arabia (D15VK)	Port	B (DAMMAM)	PDI	--	KNAGV4129G5048825	JF	Optima	Middle East	Saudi Arabia (D15VK)	Port	B (DAMMAM)	PDI	--	KNAPH8142G5099227	UM	Sorento	Middle East	Kuwait (D08VA)	Port	--	Storage	90	KNAKM811XH5163737	HM	Mohave/Borrego	Middle East	Kuwait (D08VA)	Port	--	Storage	90	KNAKM811SH5150362	HM	Mohave/Borrego																																																														
Region	Nation	Area	Code	Inspection Type	Period	VIN	Vehicle	Vehicle Name																																																																																																																																
Pacific	Australia (A02VE)	Port	F (SYDNEY)	PDI	--	KNAFK417MJ5732574	YD	Cerato/Forte																																																																																																																																
Pacific	Australia (A02VE)	Port	F (SYDNEY)	PDI	--	KNAFK517MH569290	YD	Cerato/Forte																																																																																																																																
Pacific	Australia (A02VE)	Port	F (SYDNEY)	PDI	--	KNAFK417MJ5725647	YD	Cerato/Forte																																																																																																																																
Middle East	Saudi Arabia (D15VK)	Port	B (DAMMAM)	PDI	--	KNAGV4129G5048825	JF	Optima																																																																																																																																
Middle East	Saudi Arabia (D15VK)	Port	B (DAMMAM)	PDI	--	KNAPH8142G5099227	UM	Sorento																																																																																																																																
Middle East	Kuwait (D08VA)	Port	--	Storage	90	KNAKM811XH5163737	HM	Mohave/Borrego																																																																																																																																
Middle East	Kuwait (D08VA)	Port	--	Storage	90	KNAKM811SH5150362	HM	Mohave/Borrego																																																																																																																																
	<p><b>6 Daily Inspection Total</b> - It shows total number of inspected VIN. The detail information will be classified by region, nation or port/dealer.</p>	<table border="1" style="width: 100%; border-collapse: collapse; font-size: 8px;"> <thead> <tr> <th rowspan="2">Date</th> <th rowspan="2">Model</th> <th rowspan="2"></th> <th>North America</th> <th>Pacific</th> <th>Africa</th> <th>Asia</th> <th>C&amp;S America</th> <th>Middle East</th> </tr> <tr> <th>B1</th> <th>A2</th> <th>D2</th> <th>A1</th> <th>B2</th> <th>D1</th> </tr> </thead> <tbody> <tr> <td rowspan="10">03/2017</td> <td rowspan="2">K900, Quoris</td> <td>KH</td> <td>9</td> <td>0</td> <td>0</td> <td>0</td> <td>0</td> <td>0</td> </tr> <tr> <td>Niro</td> <td>1</td> <td>0</td> <td>0</td> <td>0</td> <td>0</td> <td>0</td> </tr> <tr> <td rowspan="2">Rio</td> <td>UB</td> <td>0</td> <td>1</td> <td>0</td> <td>0</td> <td>0</td> <td>0</td> </tr> <tr> <td>Sub</td> <td>10</td> <td>1</td> <td>0</td> <td>0</td> <td>0</td> <td>0</td> </tr> <tr> <td rowspan="2">Cerato/Forte</td> <td>YD</td> <td>0</td> <td>0</td> <td>1</td> <td>0</td> <td>0</td> <td>8</td> </tr> <tr> <td>Picanto</td> <td>JA</td> <td>0</td> <td>0</td> <td>1</td> <td>0</td> <td>0</td> <td>0</td> </tr> <tr> <td rowspan="2">Picanto</td> <td>TA</td> <td>0</td> <td>0</td> <td>81</td> <td>0</td> <td>0</td> <td>2</td> </tr> <tr> <td>Rio</td> <td>UB</td> <td>4</td> <td>1</td> <td>1</td> <td>0</td> <td>1</td> <td>4</td> </tr> <tr> <td rowspan="2">Rio</td> <td>YB</td> <td>0</td> <td>3</td> <td>1</td> <td>0</td> <td>0</td> <td>0</td> </tr> <tr> <td>Soul</td> <td>PS</td> <td>17</td> <td>0</td> <td>0</td> <td>1</td> <td>0</td> <td>3</td> </tr> <tr> <td rowspan="4">04/2017</td> <td rowspan="2">Cadenza</td> <td>YG</td> <td>0</td> <td>0</td> <td>0</td> <td>0</td> <td>0</td> <td>2</td> </tr> <tr> <td>YG</td> <td>12</td> <td>0</td> <td>0</td> <td>0</td> <td>0</td> <td>4</td> </tr> <tr> <td rowspan="2">Carnival/Sedona</td> <td>YP</td> <td>3</td> <td>0</td> <td>0</td> <td>0</td> <td>0</td> <td>16</td> </tr> <tr> <td>Optima</td> <td>JF</td> <td>2</td> <td>0</td> <td>0</td> <td>0</td> <td>0</td> <td>8</td> </tr> <tr> <td>Sorento</td> <td>UM</td> <td>0</td> <td>0</td> <td>0</td> <td>0</td> <td>0</td> <td>1</td> </tr> </tbody> </table>	Date	Model		North America	Pacific	Africa	Asia	C&S America	Middle East	B1	A2	D2	A1	B2	D1	03/2017	K900, Quoris	KH	9	0	0	0	0	0	Niro	1	0	0	0	0	0	Rio	UB	0	1	0	0	0	0	Sub	10	1	0	0	0	0	Cerato/Forte	YD	0	0	1	0	0	8	Picanto	JA	0	0	1	0	0	0	Picanto	TA	0	0	81	0	0	2	Rio	UB	4	1	1	0	1	4	Rio	YB	0	3	1	0	0	0	Soul	PS	17	0	0	1	0	3	04/2017	Cadenza	YG	0	0	0	0	0	2	YG	12	0	0	0	0	4	Carnival/Sedona	YP	3	0	0	0	0	16	Optima	JF	2	0	0	0	0	8	Sorento	UM	0	0	0	0	0	1
Date	Model					North America	Pacific	Africa	Asia	C&S America	Middle East																																																																																																																													
			B1	A2	D2	A1	B2	D1																																																																																																																																
03/2017	K900, Quoris	KH	9	0	0	0	0	0																																																																																																																																
		Niro	1	0	0	0	0	0																																																																																																																																
	Rio	UB	0	1	0	0	0	0																																																																																																																																
		Sub	10	1	0	0	0	0																																																																																																																																
	Cerato/Forte	YD	0	0	1	0	0	8																																																																																																																																
		Picanto	JA	0	0	1	0	0	0																																																																																																																															
	Picanto	TA	0	0	81	0	0	2																																																																																																																																
		Rio	UB	4	1	1	0	1	4																																																																																																																															
	Rio	YB	0	3	1	0	0	0																																																																																																																																
		Soul	PS	17	0	0	1	0	3																																																																																																																															
04/2017	Cadenza	YG	0	0	0	0	0	2																																																																																																																																
		YG	12	0	0	0	0	4																																																																																																																																
	Carnival/Sedona	YP	3	0	0	0	0	16																																																																																																																																
		Optima	JF	2	0	0	0	0	8																																																																																																																															
Sorento	UM	0	0	0	0	0	1																																																																																																																																	
	<p><b>7 Daily Defect Total</b> - It shows total number of defect VIN. The detail information will be classified by region, nation or port/dealer.</p>	<table border="1" style="width: 100%; border-collapse: collapse; font-size: 8px;"> <thead> <tr> <th rowspan="2">Date</th> <th rowspan="2">Model</th> <th rowspan="2">Defect</th> <th>North America</th> <th>Africa</th> <th>Asia</th> <th>Middle East</th> <th>Pacific</th> </tr> <tr> <th>B1</th> <th>D2</th> <th>A1</th> <th>D1</th> <th>A2</th> </tr> </thead> <tbody> <tr> <td rowspan="6">03/2017</td> <td rowspan="2">K900, Quoris</td> <td>Defect Vehicle</td> <td>2</td> <td>0</td> <td>0</td> <td>0</td> <td>0</td> </tr> <tr> <td>Defect Count</td> <td>2</td> <td>0</td> <td>0</td> <td>0</td> <td>0</td> </tr> <tr> <td rowspan="2">Sub</td> <td>Defect Vehicle</td> <td>2</td> <td>0</td> <td>0</td> <td>0</td> <td>0</td> </tr> <tr> <td>Defect Count</td> <td>2</td> <td>0</td> <td>0</td> <td>0</td> <td>0</td> </tr> <tr> <td rowspan="2">Cerato/Forte</td> <td>Defect Vehicle</td> <td>0</td> <td>1</td> <td>0</td> <td>0</td> <td>0</td> </tr> <tr> <td>Defect Count</td> <td>0</td> <td>1</td> <td>0</td> <td>0</td> <td>0</td> </tr> <tr> <td rowspan="2">Picanto</td> <td>Defect Vehicle</td> <td>0</td> <td>1</td> <td>0</td> <td>0</td> <td>0</td> </tr> <tr> <td>Defect Count</td> <td>0</td> <td>1</td> <td>0</td> <td>0</td> <td>0</td> </tr> <tr> <td rowspan="2">Picanto</td> <td>Defect Vehicle</td> <td>0</td> <td>74</td> <td>0</td> <td>1</td> <td>0</td> </tr> <tr> <td>Defect Count</td> <td>0</td> <td>76</td> <td>0</td> <td>1</td> <td>0</td> </tr> <tr> <td rowspan="2">Rio</td> <td>Defect Vehicle</td> <td>0</td> <td>1</td> <td>0</td> <td>0</td> <td>1</td> </tr> <tr> <td>Defect Count</td> <td>0</td> <td>1</td> <td>0</td> <td>0</td> <td>2</td> </tr> <tr> <td rowspan="2">Soul</td> <td>Defect Vehicle</td> <td>0</td> <td>0</td> <td>1</td> <td>0</td> <td>0</td> </tr> <tr> <td>Defect Count</td> <td>0</td> <td>0</td> <td>1</td> <td>0</td> <td>0</td> </tr> </tbody> </table>	Date	Model	Defect	North America	Africa	Asia	Middle East	Pacific	B1	D2	A1	D1	A2	03/2017	K900, Quoris	Defect Vehicle	2	0	0	0	0	Defect Count	2	0	0	0	0	Sub	Defect Vehicle	2	0	0	0	0	Defect Count	2	0	0	0	0	Cerato/Forte	Defect Vehicle	0	1	0	0	0	Defect Count	0	1	0	0	0	Picanto	Defect Vehicle	0	1	0	0	0	Defect Count	0	1	0	0	0	Picanto	Defect Vehicle	0	74	0	1	0	Defect Count	0	76	0	1	0	Rio	Defect Vehicle	0	1	0	0	1	Defect Count	0	1	0	0	2	Soul	Defect Vehicle	0	0	1	0	0	Defect Count	0	0	1	0	0																													
Date	Model	Defect				North America	Africa	Asia	Middle East	Pacific																																																																																																																														
			B1	D2	A1	D1	A2																																																																																																																																	
03/2017	K900, Quoris	Defect Vehicle	2	0	0	0	0																																																																																																																																	
		Defect Count	2	0	0	0	0																																																																																																																																	
	Sub	Defect Vehicle	2	0	0	0	0																																																																																																																																	
		Defect Count	2	0	0	0	0																																																																																																																																	
	Cerato/Forte	Defect Vehicle	0	1	0	0	0																																																																																																																																	
		Defect Count	0	1	0	0	0																																																																																																																																	
Picanto	Defect Vehicle	0	1	0	0	0																																																																																																																																		
	Defect Count	0	1	0	0	0																																																																																																																																		
Picanto	Defect Vehicle	0	74	0	1	0																																																																																																																																		
	Defect Count	0	76	0	1	0																																																																																																																																		
Rio	Defect Vehicle	0	1	0	0	1																																																																																																																																		
	Defect Count	0	1	0	0	2																																																																																																																																		
Soul	Defect Vehicle	0	0	1	0	0																																																																																																																																		
	Defect Count	0	0	1	0	0																																																																																																																																		

# 3. GPMS (Web)

## Management – Stock Overview

※ KMC will keep improving data consistency of stock overview.

※ It is not easy to reconcile all information with one criteria, since all national criteria for calculating inventory are different.

- Region
- Plant (KMC / KMMG / KMS / KMM/DYK)

- Nation
- Model

- Area (Port/Dealer)
- Code

Stock Overview Management > Stock Overview

Region : Western Europe  Nation : Italy (C11VC)  Area : Port  2017-03-07

Plant : All  Model : All  Code :

No	Region	Nation	Area	Code	Stock	AVG Age	> 90	> 180	> 270	> 360	> 450	> 540	> 630	> 720
0	Total	-	-	-	4,212	68	3,100	1,108	4	0	0	0	0	0
1	Western Europe	Italy (C11VC)	Port	B (LIVORNO)	1,586	57	1,453	133	0	0	0	0	0	0
2	Western Europe	Italy (C11VC)	Port	C (IL FALDO)	2,626	79	1,647	975	4	0	0	0	0	0

※ You can see the results when you click the inquiry after setting the search conditions

Region / Nation / Area / Code / Stock / Average age

The number of inventory classified by each age

Ex 1 > 90 : 0 ~ 90

Ex 2 > 180 : 91 ~ 180

Ex 3 > 270 : 181 ~ 270

# 3. GPMS (Web)

※ Managers can upload work list by excel file on this page and workers can download the list on 'work list' menu of GPMS app.

\* Vehicles which has arrival date information in KMC ERP will be shown on 'work list' menu of GPMS app without any upload.

\* If a work list uploaded even though KMC ERP supports vehicle information, the information will be shown on 'work list' menu of GPMS app

## Management – Work List

↳ Replicated VIN information will be automatically deleted

**To Do List** Home > Management > Work List

Region : All Nation : All Area : All  
 Plant : All Type : All Code :  2015-02-1 - 2017-02-1 Upload Date:

No	Upload Date	Region	Nation	Area	Code	Upload Qty (total)	Upload Qty(s)	Upload Qty(p)	Designated Date	File
1	01/26/17	North America	U.S.A. (B28VA)	Port	system	20	0	20	12/20/16 ~ 12/20/16	
2	01/26/17	North America	U.S.A. (B28VA)	Port	system	20	0	20	12/20/16 ~ 12/20/16	

Download VIN list you uploaded

File upload for VIN list

Uploaded quantity info.  
(s): Storage / (p):PDI

**Vin List Upload** Nation / Code

**VIN List Upload**

Nation: Ecuador (B12VB) Code: (MANTA)

Transfer Date: 03/07/17

Data File:

Upload form (Excel)

※ Upload work list according to the instructions in the excel form

\* GPMS is connected with GBIKDCS, so To Do List function for storage vehicle on App is available even though you do not upload any excel file.  
 But please upload excel file if your country does not provide VIN and arrival date to GBIKDCS or when you want to use exact date for arrival date.  
 \* The VINs on the list will pop up when you use To Do List function on App and, the To Do List will be shown before & after 10 days of the storage vehicle inspection period.  
 (ex. If the current age of a vehicle is in from 80 to 110, check sheet for Storage 90 inspection will be shown)

Essential Information		Optional Information		
VIN	Inspection Date given by manager YYYY-MM-DD	P: Port (Stock area related Port) D: Dealer (or Distributor) * Distributor should input this P or D	It helps workers to easily find vehicle location	Manager can designate inspectors
VIN	Arrival Date	Area	Location	Inspector
KNADM412LE8328874	2016-01-01		AA-1	Christina
KNADM412LE8412203	2016-01-01		AA-1	Christina
KNADM412LE8412204	2016-01-01		AA-1	Christina
KNADN412LE8447555	2016-01-01		AA-1	Christina
KNADN412LE8447556	2016-01-01		AA-1	Christina
KNADN412MD6160626	2016-01-01		AA-1	Christina
KNADN412MD6235201	2016-01-01		AA-1	Christina
KNADN512L08032740	2016-01-01		AA-1	Christina
KNADN512L08032741	2016-01-01		AA-1	Christina
KNADN512L08032742	2016-01-01		AA-1	Christina
KNADN512L08032743	2016-01-01		AA-1	Christina
KNADN512L08032744	2016-01-01		AA-1	Christina
KNADN512L08032745	2016-01-01		AA-1	Christina

# 3. GPMS (Web)

## Management – Storage Vehicle Due List

※ This page will show which vehicle should be inspected for long term storage inspection  
- The VIN information must be in KMC ERP (Port : All countries can use, Dealer : Subsidiaries can use)

**Storage Vehicle Due List** Management > Work List

Region : North America Nation : U.S.A (B28VA) Area : Port Code : H (HUENEME) 06/20/17  
 Plant : All Vehicle : All Period : All Due : All

**Period** - Storage vehicle inspection period  
**Color** - Exterior color name will be added in March

Region	Nation	Area	Code	VIN	Vehicle	Vehicle Name	Period	Color	Location	Arrival Date	Target Date	Due
North America	U.S.A (B28VA)	Port	H (HUENEME)	KNDJX3AEXG7013075	PS EV	Soul EV	510	NONGHYOB SPECIAL		07/27/16	06/20/17	0
North America	U.S.A (B28VA)	Port	H (HUENEME)	KNALW4D41G6031939	KH	K900, Quoris	510	AURORA BLACK PEARL		07/27/16	06/20/17	0
North America	U.S.A (B28VA)	Port	H (HUENEME)	KNDJX3AE3G7005125	PS EV	Soul EV	720	TITANIUM SILVER		07/01/15	06/20/17	0
North America	U.S.A (B28VA)	Port	H (HUENEME)	KNALW4D44G6031935	KH	K900, Quoris	510	SNOW WHITE PEARL		07/27/16	06/20/17	0
North America	U.S.A (B28VA)	Port	H (HUENEME)	KNDMB5C1XG6146586	YP	Carnival/Sedona	630	CLEAR WHITE		09/30/15	06/21/17	-1
North America	U.S.A (B28VA)	Port	H (HUENEME)	KNALW4D45H6036255	KH	K900, Quoris	60	SNOW WHITE PEARL		04/22/17	06/21/17	-1
North America	U.S.A (B28VA)	Port	H (HUENEME)	KNAGV4LD3H5013990	JF (P)HEV	Optima (P)HEV	60	SNOW WHITE PEARL		04/22/17	06/21/17	-1

- **Location**  
- If local system is connected, this menu will be available
- **Arrival Date**  
- Arrival date at port / dealer
- **Target Date**  
- Target date to be inspected for storage vehicle inspection

PMP Type	Aged Period	Vehicle	Due			
			- Window	Target Date (Today)	+ Window	Over Due
Storage vehicle Inspection	90D / 180D / 270D / 360D	UB/PS/YD/YDK/PSEV/TF/TFH/SL/VG/YP/ KH	-15	0	15	
	Every 30D	KH / PS EV / TF HEV	-5		5	
Example	90D	UB	75~89	90	91~115	116~

(Ex) Age of the vehicle at Port/Dealer



# 3. GPMS (Web)

## Management – Inspection Vehicle List

Inspection Vehicle List Management > Inspection Vehicle List

Region : All Nation : All Area : All Code : All 2017-04-05 - 2017-06-20

Plant : All Model : All Type : All Defect Y/N : All Vin :

Inquiry Reset Excel

• **Inspection Detail Result**  
- Detail inspection sheet will be pop up when the VIN is clicked

Region	Nation	Area	Code	Inspceton Type	Period	VIN	Vehicle	Vehicle Name	Dealer	Production Date	Inspection Date	Arrival Date	Target Date	Upload Time
Pacific	Australia (A02VE)	Port	F (SYDNEY)	PDI	-	<a href="#">KNAFK417MH590629</a>	YD	Cerato/Forte	Retail	11/02/16	06/20/17	11/30/16	-	06/20/17 13:11
Pacific	Australia (A02VE)	Port	F (SYDNEY)	PDI	-	<a href="#">KNAFK417MH572</a>	YD	Cerato/Forte	Retail	03/06/17	06/20/17	03/31/17	-	06/20/17 13:11
Pacific	Australia (A02VE)	Port	F (SYDNEY)	PDI	-	<a href="#">KNAGV412MH5150837</a>	JF	Optima	Retail	12/20/16	06/20/17	01/19/17	-	06/20/17 13:11
Pacific	Australia (A02VE)	Port	F (SYDNEY)	PDI	-	<a href="#">KNAPM81AMH7310967</a>	QL	Sportage	Retail	04/18/17	06/20/17	05/19/17	-	06/20/17 13:05
Pacific	Australia (A02VE)	Port	F (SYDNEY)	PDI	-	<a href="#">KNAMB811MJ6358680</a>	YP	Carnival/Sedona	Retail	05/15/17	06/20/17	05/31/17	-	06/20/17 13:05
Pacific	Australia (A02VE)	Port	F (SYDNEY)	PDI	-	<a href="#">KNAFK417MH5713285</a>	YD	Cerato/Forte	Retail	01/18/17	06/20/17	05/31/17	-	06/20/17 13:05


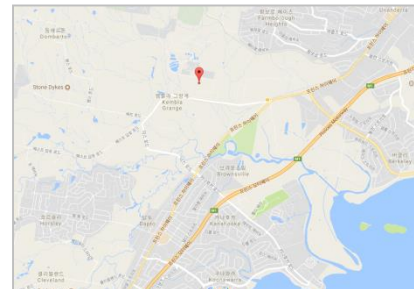
• Total: 1,480

Mileage	GPS	Repair Request
9	-34.47, 150.80	
10	-34.47, 150.80	
8	-34.47, 150.80	

[ Detail information users can check ]

Region	Dealer	Battery
Nation	Production Date	Input Type
Area	Inspection Date	Driving Test Y/N
Code	Arrival Date	DTC Check Y/N
Insepction Type	Target Date	Inspector
Period	Upload Time	Mileage
Vin	Inspection Time	GPS
Vehicle	NG Y/N	Repair Request
Vehicle Name	NG Count	R.O

• **GPS check**  
- Location vehicle inspection implemented could be check when you click the GPS on the right side of this page,



# 3. GPMS (Web)

## Management – Inspection Vehicle List \_ Inspection Detail Result(1)

**Repair Request**  
- 'Repaired button' will be created to click it after repair if worker requested repair on the App  
\* This button will be activated on Phase 2

**Period**  
- This menu will be available for Port/Dealer Storage Vehicle Inspection

**Inspection Type Tap**

**Location**  
- Google map will show work location when coordinates are clicked  
- GPS will not be received indoors

**All Good** : It will change NG to Good when user prints this page  
**Print** : Print this page (HTML format)

**NG Result**

**Defect photo & Defect location**  
- Photo will be pop up when it is clicked

No	Category	Check List	Good/NG	Detail	Photo1	Photo2	Photo3	Marking
1	PREMIUM FEATURE IT EM	UVO Hang Tag	Good	NG Code: Note :	-	-	-	-
2	Shipping Fuse	Shipping Fuse	Good	NG Code: Note :	-	-	-	-
3	LABELS, TAGS, MARKIN GS	Bumper Strength Sticker	Good	NG Code: Note :	-	-	-	-
4	LABELS, TAGS, MARKIN GS	Check the labels on the hood panel	Good	NG Code: Note :	-	-	-	-
5	LABELS, TAGS, MARKIN GS	Check the labels, Markings for regula tion (interior)	Good	NG Code: Note :	-	-	-	-
6	LABELS, TAGS, MARKIN GS	Check the markings / labels for regul ation (exterior)	Good	NG Code: Note :	-	-	-	-
7	LABELS, TAGS, MARKIN GS	Load Carrying Capacity Label	Good	NG Code: Note :	-	-	-	-
8	EXTERIOR	Exterior Lights	Good	NG Code: Note :	-	-	-	-
9	EXTERIOR	Inspect Exterior	NG	NG Code: Pin-hole Note : test11		-	-	

# 3. GPMS (Web)

## Management – Inspection Vehicle List \_ Inspection Detail Result(2)

\* All Good button

\* If user clicks all good button, this inspection result will be temporarily changed to all good for print.  
\* This function is available for manager to show the inspection result to customer after all repair.

Inspection Result Analysis > Inspection Result

Model : Sportage      Production date : 01-05-2017      VIN : KNAPR817BJ7246761

**All Good**   Print   Inquiry   Excel

---

Port Storage      Port PDI      Dealer Storage      Dealer PDI

R.O	Repair Request	Inspector	Inspection Date	Start	Completion	Working Time	Location	Input Type
-	Repaired	3korea	08-03-2017	14: 31: 14	14: 33: 00	00:01:46	37.4651, 127.042	USER

No	Category	Check List	Good/NG	Detail	Photo1	Photo2	Photo3	Marking
1	EXTERIOR	Inspect Exterior	NG	NG Category : Rust NG Code : Pin-hole NG Note : Repair Note : <input checked="" type="checkbox"/>	-	-	-	-
2	EXTERIOR	Wheels / Tires	Good	NG Category : NG Code : NG Note :	-	-	-	-



Inspection Result Analysis > Inspection Result

Model : Sportage      Production date : 01-05-2017      VIN : KNAPR817BJ7246761

All Good   **Print**   Inquiry   Excel

---

Port Storage      Port PDI      Dealer Storage      Dealer PDI

R.O	Repair Request	Inspector	Inspection Date	Start	Completion	Working Time	Location	Input Type
-	Repaired	3korea	08-03-2017	14: 31: 14	14: 33: 00	00:01:46	37.4651, 127.042	USER

No	Category	Check List	Good/NG	Detail	Photo1	Photo2	Photo3	Marking
1	EXTERIOR	Inspect Exterior	Good	NG Category : NG Code : NG Note :	-	-	-	-

Print inspection result after clicking all good button  
Then, signature box will be located at the bottom of the printed paper

# 3. GPMS (Web)

## Management – Inspection Vehicle List \_ Inspection Detail Result(3)

### \* Repair Note on GPMS Web site

This repair note will pop up when you click the repair note button of the NG list which does not include repair note in GPMS app. Users can leave a repair note or photos

Model : Sportage

Production date : 01-05-2017

VIN : KNAPR8175

Port Storage

Port PDI

Dealer Storage

R.O	Repair Request	Inspection
-	Repaired	3korea

No	Category	Check List	Good/NG	Detail	Marking
1	EXTERIOR	Inspect Exterior	X NG	NG Category : Rust NG Code : Pin-hole NG Note : Repair Note : <input checked="" type="checkbox"/>	-
2	EXTERIOR	Wheels / Tires	✓ Good	NG Category : NG Code : NG Note :	-
			X NG	NG Category : Odor NG Code : Interior NG Note : Repair Note : Replace <input checked="" type="checkbox"/>	-
			✓ Good	NG Category : NG Code : NG Note :	-

File Name	Input Type
042	USER

Save

Cancel

Repair Note

✕

Repair Note :

Repair File :

찾아보기...

Save

Cancel

Repair Note

✕

Repair Note :

찾아보기...

repair\_2017-08-03\_14-32-40\_3korea

찾아보기...

Save

Cancel

NG photo

Repair note photo

This repair note will pop up with some information if inspectors leave repair note on GPMS App. And this note or photos can be edited by web user.

# 3. GPMS (Web)

## Management – Defect Vehicle List

Defect Vehicle List Management > Inspection Vehicle List

Region : All Nation : All Area : All Code : All 2017-04-01 - 2017-06-20

Plant : All Model : All Type : All Vin :

• Inspection Detail Result  
- Detail inspection sheet will be pop up when the VIN is clicked

Inquiry Reset Excel

Total: 439

Area	Code	Inspection Type	Period	VIN	Vehicle	Vehicle Name	Production Date	Inspection Date	Arrival Date	Target Date	Category	Check List	NG Nature
Port	F (SYDNEY)	PDI	-	<a href="#">KNAFK417MJ572574</a>	YD	Cerato/Forte	05/15/17	06/20/17	05/31/17	-	INTERIOR	In-side door panels, Interior protection	Assemble
Port	F (SYDNEY)	PDI	-	<a href="#">KNAFK517MH56</a>	YD	Cerato/Forte	11/10/16	06/20/17	11/30/16	-	EXTERIOR	Inspect Exterior	Appearance
Port	F (SYDNEY)	PDI	-	<a href="#">KNAFK417MJ5725647</a>	YD	Cerato/Forte	03/27/17	06/20/17	04/28/17	-	INTERIOR	Horn & Tilt steering wheel (if equipped)	Assemble
Port	B (DAMMAM)	PDI	-	<a href="#">KNAGV4129G5048825</a>	JF	Optima	12/04/15	06/19/17	03/28/16	-	UNDER HOOD	Test battery using Midtronics Tester. Attach the print out to the Final Inspection and PDI form. * VCI battery check result can be replace midtronics result	-
Port	B (DAMMAM)	PDI	-	<a href="#">KNAPH8142G5099227</a>	UM	Sorento	06/02/15	06/19/17	09/01/15	-	UNDER HOOD	Test battery using Midtronics Tester. Attach the print out to the Final Inspection and PDI form. * VCI battery check result can be replace midtronics result	-
Port	-	Storage	90	<a href="#">KNAKM811XH5163737</a>	HM	Mohave/Borrigo	01/03/17	06/18/17	03/29/17	06/27/17	90	Note here the direction of vehicle	-
Port	-	Storage	90	<a href="#">KNAKM8115H5150362</a>	HM	Mohave/Borrigo	03/28/16	06/18/17	05/08/16	08/06/16	90	Note here the direction of vehicle	-
Port	C (MANTA)	PDI	-	<a href="#">KNAFX411AJ5975737</a>	YD	Cerato/Forte	04/17/17	06/17/17	01/01/01	-	PIO/DIO Accessories	Port/Dealer Installed Options and Accessories	-
Port	C (MANTA)	PDI	-	<a href="#">KNAFX411AJ5975737</a>	YD	Cerato/Forte	04/17/17	06/17/17	01/01/01	-	INTERIOR	LATCH anchors	-

If one vehicle has several NGs, the VIN will be recorded several times. This page records each NG list.

NG note & NG code inspector left will be shown on this section.

# 3. GPMS (Web)

## d. Management Daily Inspection Total

### Management – Daily Inspection Total

- Monthly : The information for each month will be showed
- Yearly : The information for each year will be showed
- ※ Daily : The information for each day will be showed (This will be added soon)

Daily Inspection Total Home > Management > Daily Inspection Total

Region : All    Nation : All    Area : All    Code : All  
 Plant : All    Model : All    Type : All    2017-06 - 2017-06     Monthly  Yearly

Inquiry    Reset    Excel    - Total: 1030

Date	Model		Africa	C&S America	Middle East	North America	Pacific	Western Europe	Total
			D2	B2	D1	B1	A2	C1	
06/2017	Picanto	JA	1	19	6	0	6	6	38
	Picanto	TA	1	59	115	0	0	1	176
	Rio	UB	1	28	0	1	0	0	30
	Sportage	QLe	2	0	13	0	0	12	27
	Cerato/Forte	YD	0	2	50	3	83	0	138
	Niro	DE HEV	0	1	0	11	0	1	13
	Optima (P)HEV	JF (P)HEV	0	5	0	5	0	0	10
	Sportage	QL	0	1	0	9	51	0	61
	Cadenza	VG	0	0	2	0	0	0	2
	Cadenza	YG	0	0	51	2	0	0	53
	Carnival/Sedona	YP	0	0	4	3	19	0	26
	K2000/2700/300...	PU	0	0	222	0	0	0	222
	Mohave/Borrego	HM	0	0	7	0	0	0	7
	Optima	JF	0	0	116	11	10	2	139
	Sorento	UM	0	0	2	0	23	0	25
	Soul	PS	0	0	2	18	1	0	21
	K900, Quoris	KH	0	0	0	5	0	0	5
	Soul EV	PS EV	0	0	0	1	0	0	1
	Rio	YB	0	0	0	0	14	6	20
	Ceed	JD	0	0	0	0	0	13	13
Venga	YN	0	0	0	0	0	3	3	
Sub			5	115	590	69	207	44	1030

#### Region/Nation/Area classification

- This will be depend on combo box.
- Region classification => Region (All), Nation (All), Area(All)
- Nation classification => Region (Selected), Nation (All), Area(All)
- Port/Dealer Classification => Region (Selected), Nation (Selected), Area(All)
- Port/Dealer code Classification => Region (Selected), Nation (Selected), Area(Selected)

# 3. GPMS (Web)

## d. Management

### Daily Defect Total

#### Management – Daily Defect Total

- Monthly : The information for each month will be showed
- Yearly : The information for each year will be showed
- ※ Daily : The information for each day will be showed (This will be added soon)

**Daily Defect Total** Management > Daily Defect Total

Region : All | Nation : All | Area : All | Code : All

Plant : All | Model : All | Type : All | 2017-06 - 2017-06

Monthly  Yearly

- Defect Vehicle : The number of vehicles which have 'NG'
- Defect Count : The number of NG

Inquiry Reset Excel

· Total Defect Count: **208**

Date	Model		Defect	-	Africa	C&S America	Middle East	North America	Pacific	Western Europe	Total
				B1	D2	B2	D1	B1	A2	C1	
2017	Carnival/Sedona	YP	Defect Vehicle	1	0	0	0	0	0	0	1
			Defect Count	2	0	0	0	0	0	0	2
	Picanto	TA	Defect Vehicle	0	1	39	7	0	0	0	47
			Defect Count	0	2	43	7	0	0	0	52
	Rio	UB	Defect Vehicle	0	1	17	0	1	0	0	19
			Defect Count	0	3	18	0	3	0	0	24
	Sportage	QLe	Defect Vehicle	0	2	0	1	0	0	2	5
			Defect Count	0	4	0	1	0	0	9	14
	Cerato/Forte	YD	Defect Vehicle	0	0	2	5	0	4	0	11
			Defect Count	0	0	7	5	0	4	0	16
	Niro	DE HEV	Defect Vehicle	0	0	1	0	1	0	0	2
			Defect Count	0	0	3	0	8	0	0	11
	Optima (P)HEV	JF (P)HEV	Defect Vehicle	0	0	5	0	1	0	0	6
			Defect Count	0	0	11	0	1	0	0	12
	Picanto	JA	Defect Vehicle	0	0	11	0	0	2	0	13
			Defect Count	0	0	39	0	0	2	0	41
	Sportage	QL	Defect Vehicle	0	0	1	0	1	0	0	2
			Defect Count	0	0	2	0	1	0	0	3
	Cadenza	YG	Defect Vehicle	0	0	0	1	1	0	0	2
			Defect Count	0	0	0	1	4	0	0	5
	Mohave/Borrego	HM	Defect Vehicle	0	0	0	2	0	0	0	2
			Defect Count	0	0	0	0	0	0	0	0
	Soul	PS	Defect Vehicle	0	0	0	0	2	0	0	2
			Defect Count	0	0	0	0	3	0	0	3
	Soul EV	PS EV	Defect Vehicle	0	0	0	0	1	0	0	1
			Defect Count	0	0	0	0	1	0	0	1
	Rio	YB	Defect Vehicle	0	0	0	0	0	1	1	2
			Defect Count	0	0	0	0	0	1	1	2
Ceed	JD	Defect Vehicle	0	0	0	0	0	0	6	6	
		Defect Count	0	0	0	0	0	0	10	10	
Venga	YN	Defect Vehicle	0	0	0	0	0	0	1	1	
		Defect Count	0	0	0	0	0	0	1	1	
Sub			Defect Vehicle	11	4	76	18	11	9	10	128
Sub			Defect Count	28	9	123	18	28	9	21	208





# 3. GPMS (Web)

## Analysis - Overall Analysis (1)

Period (Monthly / Quarterly / Yearly) & Region

Ex 1 > Period → Region will be displayed

Ex 2 > Region → Countries will be displayed

\* Need to click 'Inquiry' button after select the menu

- Region
- Plant (KMC / KMMG / KMS / KMM)
- Nation
- Model
- Area (Port/Distributor/Dealer)
- Type (PDI/Storage)

Date Selection

Duration select

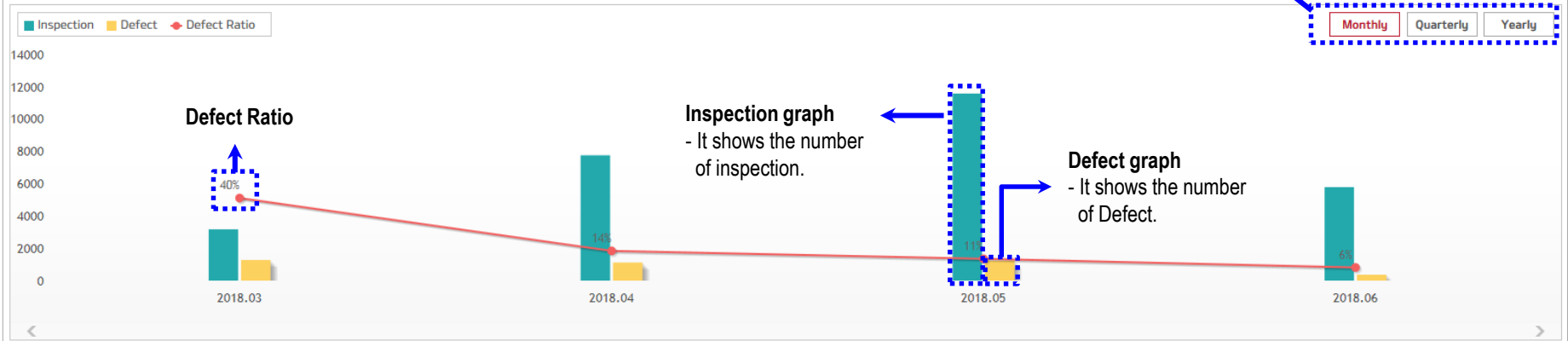
Overall Analysis

Region: C&S America | Nation: All | Area: All | Code: | 2018-03 | 2018-06

Plant: All | Model: All | Type: All

Period:  Period  Region

Inquiry | Reset | Excel



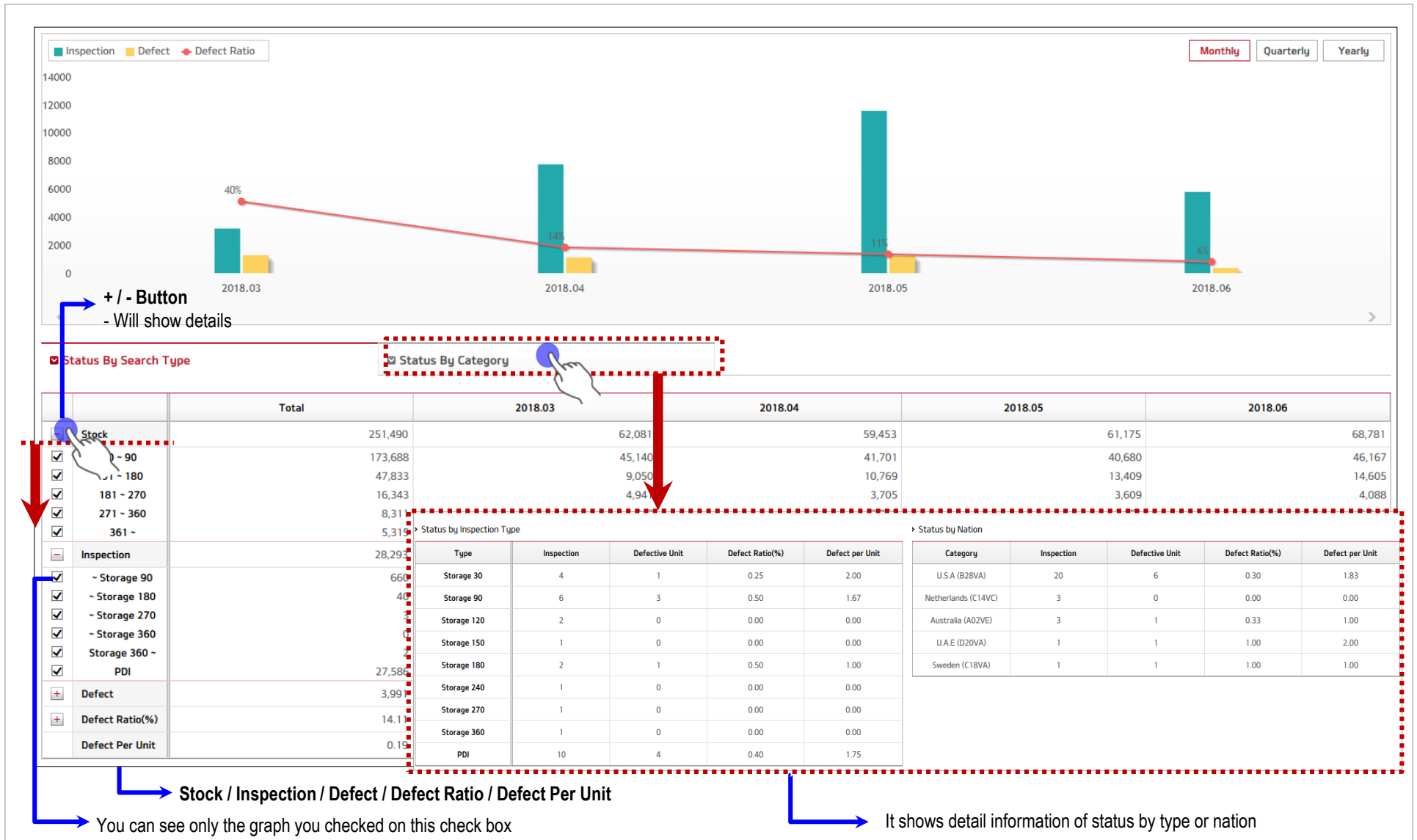
Status By Search Type

Status By Category

	Total	2018.03	2018.04	2018.05	2018.06
Stock	251,490	62,081	59,453	61,175	68,781
Inspection	28,293	3,175	7,757	11,576	5,785
Defect	3,991	1,274	1,120	1,228	369
Defect Ratio(%)	14.11	40.13	14.44	10.61	6.38
Defect Per Unit	0.19	0.59	0.16	0.15	0.09

# 3. GPMS (Web)

## Analysis - Overall Analysis (2)



# 3. GPMS (Web)

## Analysis - Inspection Result

**Inspection Result**

Region : North America | Nation : All | Area : All | Code : All | VIN | Plant : All | Model : All | Type : All | 2018-06-11 - 2018-06-12 | Inspection Date

**Date Standard Selection**  
- Inspection Date, Inspection Date (Including all),  
Production date, Port Arrival date, Dealer Arrival Date

No	Nation	VIN	Model	Model Name	Production Date	Port			Dealer				
						ARV Date	Age	Code	PDI Date	ARV Date	Age	Code	
+ 11	U.S.A (B28VA)	KNDJX3AA4J7593492	PS	Soul	11/30/17	12/19/17	175	C (TACOMA)	06/11/18	-	-	-	
+ 12	U.S.A (B28VA)	KNDPM3AC0K7507083	QL	Sportage	04/30/18	05/24/18	19	C (TACOMA)	06/11/18	-	-	-	
+ 13	U.S.A (B28VA)	KNDPM3AC9K7505137	QL	Sportage	04/25/18	05/21/18	22	C (TACOMA)	06/11/18	-	-	-	
- 14	U.S.A (B28VA)	KNDMC5C11J6422447	YP	Carnival/Sedona	11/20/17	01/16/18	147	C (TACOMA)	-	-	-	-	
						Storage Inspection			Storage Inspection				
						Storage 90			03/17/18				Storage 90
						Storage 180			06/11/18				Storage 180
						Storage 270							Storage 270
						Storage 360							Storage 360
						Storage 450							Storage 450
						Storage 540							Storage 540
						Storage 630							Storage 630
						Storage 720							Storage 720

**Folding(Unfolding) button**  
- The date of storage vehicle inspection will be folded(unfolded) if the folding button is pressed

**Inspection Date**  
- Can see detail inspection result if the inspection date is clicked

**VIN input (Option)**  
- To search an inspection result for a specific vehicle

# 3. GPMS (Web)

## Analysis - Inspection Result (Detail)\_1

**Repair Request**  
- 'Repaired button' will be created to click it after repair if worker requested repair on the App  
\* This button will be activated on Phase 2 (It will be related with repair note)

**Period**  
- This menu will be available for Port/Dealer Storage Vehicle Inspection

**Inspection Type Tap**  
Port Storage Port PDI Dealer Storage Dealer PDI

**Location**  
- Google map will show work location when coordinates are clicked  
- GPS will not be received indoors

**VIN input type**  
- VCI (by mini VCI)  
- SCAN (By camera Scan)  
- USER (By manual)

**NG Result**

**Defect photo & Defect location**  
- Photo will be pop up when it is clicked

R.O	Repair Request	Inspector	Inspection Date	Start	Completion	Working Time	Location	Input Type
-	Repaired	glttest02	06-21-2017	16: 27: 47	16: 27: 58	00:00:11	37.5071, 127.130	USER

No	Category	Check List	Good/NG	Detail	Photo1	Photo2	Photo3	Marking
1	PREMIUM FEATURE IT EM	UVO Hang Tag	Good	NG Code: Note :	-	-	-	-
2	Shipping Fuse	Shipping Fuse	Good	NG Code: Note :	-	-	-	-
3	LABELS, TAGS, MARKIN GS	Bumper Strength Sticker	Good	NG Code: Note :	-	-	-	-
4	LABELS, TAGS, MARKIN GS	Check the labels on the hood panel	Good	NG Code: Note :	-	-	-	-
5	LABELS, TAGS, MARKIN GS	Check the labels, Markings for regulation (interior)	Good	NG Code: Note :	-	-	-	-
6	LABELS, TAGS, MARKIN GS	Check the markings / labels for regulation (exterior)	Good	NG Code: Note :	-	-	-	-
7	LABELS, TAGS, MARKIN GS	Load Carrying Capacity Label	Good	NG Code: Note :	-	-	-	-
8	EXTERIOR	Exterior Lights	Good	NG Code: Note :	-	-	-	-
9	EXTERIOR	Inspect Exterior	NG	NG Code: Pin-hole Note : test11		-	-	

# 3. GPMS (Web)

## Analysis - Inspection Result (Detail)\_2

※ Road Test & DTC check are not essential. Please follow each distributor's guideline.

※ At the bottom of inspection result detail page

62	ROAD TEST	Check operation safety systems if fitted		NG Category : NG Code : NG Note :	-	-	-	-
63	ROAD TEST	Check operation of cruise control		NG Category : NG Code : NG Note :	-	-	-	-
64	ROAD TEST	Check for squeaks, rattles and abnormal noises		NG Category : NG Code : NG Note :	-	-	-	-

▶ Road Test (Battery)

Category	Value	Category	Value
Battery Voltage (V)	12.60	Battery Soc (%)	95
Driving distance (km, mile)	9.5/5.8	AVG,RPM (rpm)	1273.7
Driving Time (hh:mm:ss)	00:20:26	Engine Coolant Temp (°C,°F)	70.1/158.2
Note	-		

▶ TPMS

System	Pressure (kPa)	System	Pressure (kPa)
VCI	FL	Manual	FL
	FR		FR
	RL		RL
	RR		RR

▶ DTC check

System	DTC	Description	Type
ENGINE	P0222	Throttle/Pedal Position Sensor/Switch "B" Circuit Low	History
ENGINE	P2106	Throttle Actuator Control System - Forced Limited Power	History
ENGINE	P0123	Throttle/Pedal Position Sensor/Switch "A" Circuit High	History
ENGINE	P2110	Throttle Actuator Control System - Forced Limited RPM	History

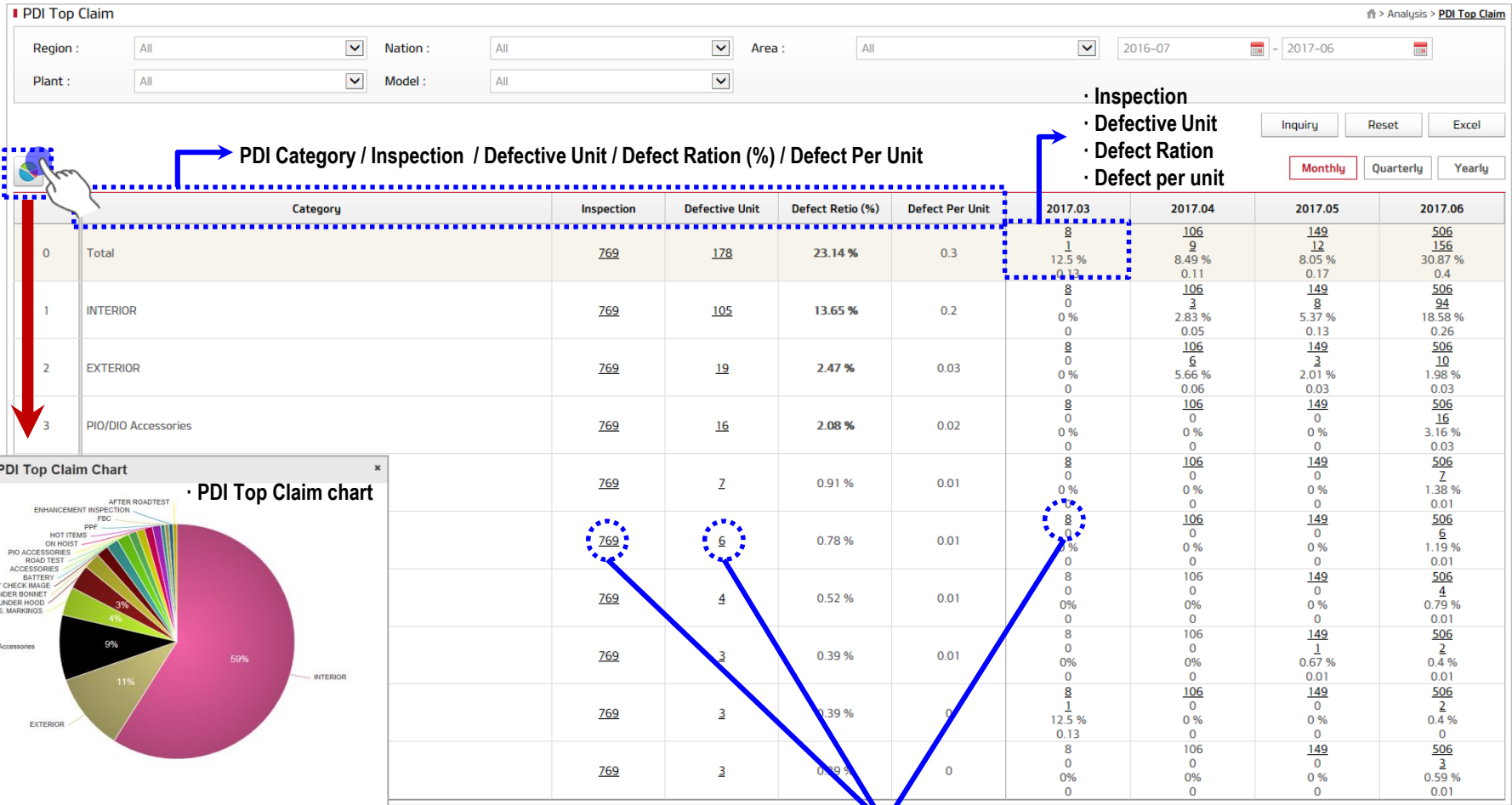
→ Road test result including Battery check by VCI

→ Tire pressure (Road test result)

→ DTC check result

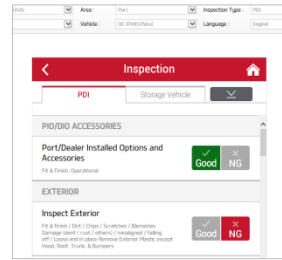
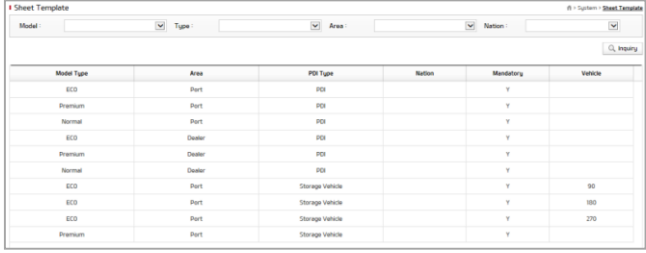
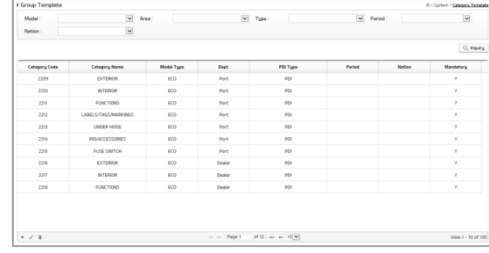
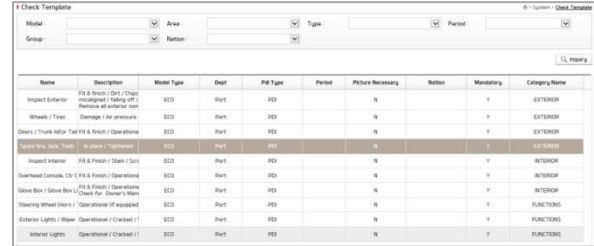
# 3. GPMS (Web)

## Analysis – Top Claim



· Detail list related each section will be pop up if you click

## Sheet Editor

Analysis	Detail																																																																																																																								
	<p><b>1 Sheet Preview</b> - It shows sheet preview screen</p> 																																																																																																																								
	<p><b>2 Sheet Template</b> - It shows overall model type, area, PDI type, vehicle settle date</p>  <table border="1"> <caption>Sheet Template Data</caption> <thead> <tr> <th>Model Type</th> <th>Area</th> <th>PDI Type</th> <th>Nation</th> <th>Mandatory</th> <th>Vehicle</th> </tr> </thead> <tbody> <tr><td>ECO</td><td>Part</td><td>PSI</td><td></td><td>Y</td><td></td></tr> <tr><td>Premium</td><td>Part</td><td>PSI</td><td></td><td>Y</td><td></td></tr> <tr><td>Normal</td><td>Part</td><td>PSI</td><td></td><td>Y</td><td></td></tr> <tr><td>ECO</td><td>Dealer</td><td>PSI</td><td></td><td>Y</td><td></td></tr> <tr><td>Premium</td><td>Dealer</td><td>PSI</td><td></td><td>Y</td><td></td></tr> <tr><td>Normal</td><td>Dealer</td><td>PSI</td><td></td><td>Y</td><td></td></tr> <tr><td>ECO</td><td>Part</td><td>Storage Vehicle</td><td></td><td>Y</td><td>90</td></tr> <tr><td>ECO</td><td>Part</td><td>Storage Vehicle</td><td></td><td>Y</td><td>180</td></tr> <tr><td>ECO</td><td>Part</td><td>Storage Vehicle</td><td></td><td>Y</td><td>270</td></tr> <tr><td>Premium</td><td>Part</td><td>Storage Vehicle</td><td></td><td>Y</td><td></td></tr> </tbody> </table>	Model Type	Area	PDI Type	Nation	Mandatory	Vehicle	ECO	Part	PSI		Y		Premium	Part	PSI		Y		Normal	Part	PSI		Y		ECO	Dealer	PSI		Y		Premium	Dealer	PSI		Y		Normal	Dealer	PSI		Y		ECO	Part	Storage Vehicle		Y	90	ECO	Part	Storage Vehicle		Y	180	ECO	Part	Storage Vehicle		Y	270	Premium	Part	Storage Vehicle		Y																																																							
Model Type	Area	PDI Type	Nation	Mandatory	Vehicle																																																																																																																				
ECO	Part	PSI		Y																																																																																																																					
Premium	Part	PSI		Y																																																																																																																					
Normal	Part	PSI		Y																																																																																																																					
ECO	Dealer	PSI		Y																																																																																																																					
Premium	Dealer	PSI		Y																																																																																																																					
Normal	Dealer	PSI		Y																																																																																																																					
ECO	Part	Storage Vehicle		Y	90																																																																																																																				
ECO	Part	Storage Vehicle		Y	180																																																																																																																				
ECO	Part	Storage Vehicle		Y	270																																																																																																																				
Premium	Part	Storage Vehicle		Y																																																																																																																					
	<p><b>3 Category Template</b> - It shows information of inspection category, model, location and PDI type</p>  <table border="1"> <caption>Category Template Data</caption> <thead> <tr> <th>Category Code</th> <th>Category Name</th> <th>Model Type</th> <th>Dept</th> <th>PDI Type</th> <th>Period</th> <th>Nation</th> <th>Mandatory</th> </tr> </thead> <tbody> <tr><td>220</td><td>INSPECTION</td><td>ECO</td><td>Part</td><td>PSI</td><td></td><td></td><td>Y</td></tr> <tr><td>220</td><td>INSPECTION</td><td>ECO</td><td>Part</td><td>PSI</td><td></td><td></td><td>Y</td></tr> <tr><td>220</td><td>INSPECTION</td><td>ECO</td><td>Part</td><td>PSI</td><td></td><td></td><td>Y</td></tr> <tr><td>220</td><td>INSPECTION</td><td>ECO</td><td>Part</td><td>PSI</td><td></td><td></td><td>Y</td></tr> <tr><td>220</td><td>INSPECTION</td><td>ECO</td><td>Part</td><td>PSI</td><td></td><td></td><td>Y</td></tr> <tr><td>220</td><td>INSPECTION</td><td>ECO</td><td>Part</td><td>PSI</td><td></td><td></td><td>Y</td></tr> <tr><td>220</td><td>INSPECTION</td><td>ECO</td><td>Part</td><td>PSI</td><td></td><td></td><td>Y</td></tr> <tr><td>220</td><td>INSPECTION</td><td>ECO</td><td>Part</td><td>PSI</td><td></td><td></td><td>Y</td></tr> <tr><td>220</td><td>INSPECTION</td><td>ECO</td><td>Part</td><td>PSI</td><td></td><td></td><td>Y</td></tr> <tr><td>220</td><td>INSPECTION</td><td>ECO</td><td>Part</td><td>PSI</td><td></td><td></td><td>Y</td></tr> </tbody> </table>	Category Code	Category Name	Model Type	Dept	PDI Type	Period	Nation	Mandatory	220	INSPECTION	ECO	Part	PSI			Y	220	INSPECTION	ECO	Part	PSI			Y	220	INSPECTION	ECO	Part	PSI			Y	220	INSPECTION	ECO	Part	PSI			Y	220	INSPECTION	ECO	Part	PSI			Y	220	INSPECTION	ECO	Part	PSI			Y	220	INSPECTION	ECO	Part	PSI			Y	220	INSPECTION	ECO	Part	PSI			Y	220	INSPECTION	ECO	Part	PSI			Y	220	INSPECTION	ECO	Part	PSI			Y																																
Category Code	Category Name	Model Type	Dept	PDI Type	Period	Nation	Mandatory																																																																																																																		
220	INSPECTION	ECO	Part	PSI			Y																																																																																																																		
220	INSPECTION	ECO	Part	PSI			Y																																																																																																																		
220	INSPECTION	ECO	Part	PSI			Y																																																																																																																		
220	INSPECTION	ECO	Part	PSI			Y																																																																																																																		
220	INSPECTION	ECO	Part	PSI			Y																																																																																																																		
220	INSPECTION	ECO	Part	PSI			Y																																																																																																																		
220	INSPECTION	ECO	Part	PSI			Y																																																																																																																		
220	INSPECTION	ECO	Part	PSI			Y																																																																																																																		
220	INSPECTION	ECO	Part	PSI			Y																																																																																																																		
220	INSPECTION	ECO	Part	PSI			Y																																																																																																																		
	<p><b>4 Check list Template</b> - It shows list of inspection items, detail description, location, region and necessity of picture</p>  <table border="1"> <caption>Check list Template Data</caption> <thead> <tr> <th>Name</th> <th>Description</th> <th>Model Type</th> <th>Dept</th> <th>PDI Type</th> <th>Period</th> <th>Picture Necessary</th> <th>Nation</th> <th>Mandatory</th> <th>Category Name</th> </tr> </thead> <tbody> <tr><td>Inspect Exterior</td><td>Fit &amp; Finish - D14 / Check / Inspected / Safety / 1 / 1</td><td>ECO</td><td>Part</td><td>PSI</td><td></td><td>N</td><td></td><td>Y</td><td>EXTERIOR</td></tr> <tr><td>Inspect Exterior</td><td>Remove all exterior dirt</td><td>ECO</td><td>Part</td><td>PSI</td><td></td><td>N</td><td></td><td>Y</td><td>EXTERIOR</td></tr> <tr><td>Wheels / Tyres</td><td>Operational / No irregularities</td><td>ECO</td><td>Part</td><td>PSI</td><td></td><td>N</td><td></td><td>Y</td><td>EXTERIOR</td></tr> <tr><td>Wheels / Tyres</td><td>Fit &amp; Finish / Operational</td><td>ECO</td><td>Part</td><td>PSI</td><td></td><td>N</td><td></td><td>Y</td><td>EXTERIOR</td></tr> <tr><td>Check Wra. Tools</td><td>In place / 1 / Operational / 1</td><td>ECO</td><td>Part</td><td>PSI</td><td></td><td>N</td><td></td><td>Y</td><td>EXTERIOR</td></tr> <tr><td>Inspect Interior</td><td>Fit &amp; Finish / Clean / 1 / 1</td><td>ECO</td><td>Part</td><td>PSI</td><td></td><td>N</td><td></td><td>Y</td><td>INTERIOR</td></tr> <tr><td>Overhead Console</td><td>Fit &amp; Finish / Operational</td><td>ECO</td><td>Part</td><td>PSI</td><td></td><td>N</td><td></td><td>Y</td><td>INTERIOR</td></tr> <tr><td>Glove Box / Glove Box</td><td>Fit &amp; Finish / Operational</td><td>ECO</td><td>Part</td><td>PSI</td><td></td><td>N</td><td></td><td>Y</td><td>INTERIOR</td></tr> <tr><td>Steering Wheel</td><td>Operational / 1 / Operational / 1 / 1</td><td>ECO</td><td>Part</td><td>PSI</td><td></td><td>N</td><td></td><td>Y</td><td>FUNCTIONS</td></tr> <tr><td>Interior Lights / Mirror</td><td>Operational / Cracked / 1 / 1</td><td>ECO</td><td>Part</td><td>PSI</td><td></td><td>N</td><td></td><td>Y</td><td>FUNCTIONS</td></tr> <tr><td>Interior Lights</td><td>Operational / Cracked / 1 / 1</td><td>ECO</td><td>Part</td><td>PSI</td><td></td><td>N</td><td></td><td>Y</td><td>FUNCTIONS</td></tr> </tbody> </table>	Name	Description	Model Type	Dept	PDI Type	Period	Picture Necessary	Nation	Mandatory	Category Name	Inspect Exterior	Fit & Finish - D14 / Check / Inspected / Safety / 1 / 1	ECO	Part	PSI		N		Y	EXTERIOR	Inspect Exterior	Remove all exterior dirt	ECO	Part	PSI		N		Y	EXTERIOR	Wheels / Tyres	Operational / No irregularities	ECO	Part	PSI		N		Y	EXTERIOR	Wheels / Tyres	Fit & Finish / Operational	ECO	Part	PSI		N		Y	EXTERIOR	Check Wra. Tools	In place / 1 / Operational / 1	ECO	Part	PSI		N		Y	EXTERIOR	Inspect Interior	Fit & Finish / Clean / 1 / 1	ECO	Part	PSI		N		Y	INTERIOR	Overhead Console	Fit & Finish / Operational	ECO	Part	PSI		N		Y	INTERIOR	Glove Box / Glove Box	Fit & Finish / Operational	ECO	Part	PSI		N		Y	INTERIOR	Steering Wheel	Operational / 1 / Operational / 1 / 1	ECO	Part	PSI		N		Y	FUNCTIONS	Interior Lights / Mirror	Operational / Cracked / 1 / 1	ECO	Part	PSI		N		Y	FUNCTIONS	Interior Lights	Operational / Cracked / 1 / 1	ECO	Part	PSI		N		Y	FUNCTIONS
Name	Description	Model Type	Dept	PDI Type	Period	Picture Necessary	Nation	Mandatory	Category Name																																																																																																																
Inspect Exterior	Fit & Finish - D14 / Check / Inspected / Safety / 1 / 1	ECO	Part	PSI		N		Y	EXTERIOR																																																																																																																
Inspect Exterior	Remove all exterior dirt	ECO	Part	PSI		N		Y	EXTERIOR																																																																																																																
Wheels / Tyres	Operational / No irregularities	ECO	Part	PSI		N		Y	EXTERIOR																																																																																																																
Wheels / Tyres	Fit & Finish / Operational	ECO	Part	PSI		N		Y	EXTERIOR																																																																																																																
Check Wra. Tools	In place / 1 / Operational / 1	ECO	Part	PSI		N		Y	EXTERIOR																																																																																																																
Inspect Interior	Fit & Finish / Clean / 1 / 1	ECO	Part	PSI		N		Y	INTERIOR																																																																																																																
Overhead Console	Fit & Finish / Operational	ECO	Part	PSI		N		Y	INTERIOR																																																																																																																
Glove Box / Glove Box	Fit & Finish / Operational	ECO	Part	PSI		N		Y	INTERIOR																																																																																																																
Steering Wheel	Operational / 1 / Operational / 1 / 1	ECO	Part	PSI		N		Y	FUNCTIONS																																																																																																																
Interior Lights / Mirror	Operational / Cracked / 1 / 1	ECO	Part	PSI		N		Y	FUNCTIONS																																																																																																																
Interior Lights	Operational / Cracked / 1 / 1	ECO	Part	PSI		N		Y	FUNCTIONS																																																																																																																

Sheet Editor

- Sheet Template
- Sheet Preview
- Sheet Template
- Category Template
- Check Template

# 3. GPMS (Web)

#### Sheet Editor – Sheet Preview

All items must be selected to show sheet preview

Sheet Template Preview

Region : Asia Nation : Bangladesh (A03VA) Area : Port Inspection Type : PDI Period : Sales Type : Retail Model Level : ECO Vehicle : DE (P)HEV(Niro) Language : English

Inquiry

Inspection

PDI Storage Vehicle

PIO/DIO ACCESSORIES

Port/Dealer Installed Options and Accessories Good NG  
Fit & Finish, Operational

EXTERIOR

Inspect Exterior Good NG  
Fit & finish / Dirt / Chips / Scratches / Blemishes  
Damage (dent / rust / others) / misaligned / falling off / Loose and in place Remove Exterior Plastic except Hood, Roof, Trunk, & Bumpers

Wheels / Tires Good NG  
Damage

Exterior Lights Good NG  
Operational / Cracked / Scratched / Condensation

0/27

Reset Road Test DTC Save

This area will be showed on your tablet (Real check list).  
\* Upper information screen is folded.

You can scroll up and down to see all check list.





# 3. GPMS (Web)

## f. Sheet Editor Category Template

### Sheet Editor – Category Template

All items must be selected to show category list

Category Template

Region : Middle East Nation : Israel (D06VB) Area : Port Inspection Type :  
Period : Sales Type : Retail Model Level : Normal Model :

1 Category List

Category List  
Category name can be edited on '2.Multi Language' section after category list registration.

No	Category Name	Mandatory
0	EXTERIOR	
0	INTERIOR	Y
0	LABELS, TAGS, MARKINGS	Y
0	UNDER HOOD	Y
0	PIO/DIO Accessories	N
0	SHIPPING FUSE	Y
0	FUSE COVER	Y

2 Multi Language Message

Multi Language Message  
Only the (4) languages registered to the GPMS system code are supported

Lang Code	Name	Type
Arabic	الهيكال الخارجى	
English	EXTERIOR	
Hebrew	מחוך לרכב	
Spanish	EXTERIOR	
Vietnamese	BÊN NGOÀI	

Categories of the sheet you selected will be showed and you can add/delete the sheet on this page.

Add(New) / Edit / Delete

Add Record

Category Name  
Model Type: Normal  
Dept.: Port  
PDI Type: PDI  
Period  
Nation: Israel (D06VB)  
Mandatory: N  
Sales Type: Retail  
Vehicle

Submit Cancel

Inspection

VIN  
Model: DE Storage Period: 0 Days  
Dealer: Retail Fleet Mileage: mile  
R.O. Repair Request  
NG List: 0 Battery: i

EXTERIOR

Inspect Exterior  
Fit & finish / Dirt / Oil / Scratches / Blemished  
Discoloration / Rust / Surface Damage  
Rearview Mirror / Wipers / Washers / Windshield

This is to edit or add a new category on App check sheet

Good NG

Users can add new language for each category or edit registered categories

- 1) Click a category on ① Category list (right side on screen) first.
- 2) Click the add button(+) on ② Multi Language Message.
- 3) If the following window pop up, select language code and input the category name on the language you want to add.  
※ Type is not available now (It will be deleted)

Add Record

Lang Code  
Name  
Type: N/A

Submit Cancel

**This page will be updated soon**

**This page will be updated soon**

**This page will be updated soon**

### Notice

Notice	Detail																																
<div data-bbox="120 401 509 561"><p>Notice</p><p>▪ Notice</p></div>	<p><b>1 Notice</b></p> <p>- It shows overall notice information about region, country, category, writer, attachment, notice date (Mailing system for emergency notice will be added on 'Phase2')</p> <p>Notice</p> <p>Region : <input type="text"/> Nation : <input type="text"/> Category : <input type="text"/></p> <p>Inquiry</p> <table border="1"><thead><tr><th>No</th><th>Date</th><th>Region</th><th>Country</th><th>Category</th><th>Subject</th><th>Writer</th><th></th></tr></thead><tbody><tr><td>3</td><td>2017-02-01</td><td>All</td><td>All</td><td>General</td><td>test</td><td>ktwo2</td><td>2017020116474497dc9db1-cd31-4477-9f1e-c8</td></tr><tr><td>2</td><td>2016-12-20</td><td>All</td><td>All</td><td>General</td><td>GPMS User's Manual</td><td>J CHOI</td><td></td></tr><tr><td>1</td><td>2016-12-20</td><td>All</td><td>All</td><td>General</td><td>GPMS X-Platform newest version upgrade</td><td>Eric LEE</td><td></td></tr></tbody></table>	No	Date	Region	Country	Category	Subject	Writer		3	2017-02-01	All	All	General	test	ktwo2	2017020116474497dc9db1-cd31-4477-9f1e-c8	2	2016-12-20	All	All	General	GPMS User's Manual	J CHOI		1	2016-12-20	All	All	General	GPMS X-Platform newest version upgrade	Eric LEE	
No	Date	Region	Country	Category	Subject	Writer																											
3	2017-02-01	All	All	General	test	ktwo2	2017020116474497dc9db1-cd31-4477-9f1e-c8																										
2	2016-12-20	All	All	General	GPMS User's Manual	J CHOI																											
1	2016-12-20	All	All	General	GPMS X-Platform newest version upgrade	Eric LEE																											

# 3. GPMS (Web)

## Notice - Notice Management

※ Composition of this page will be optimized for notice

Notice System > Notice

Region :   Nation :   Category :

No	Date	Region	Country	Category	Subject	Writer	
3	2017-02-01	All	All	General	test	ktwo2	20170201
2	2016-12-20	All	All	General	GPMS User's Manual	J CHOI	
1	2016-12-20	All	All	General	GPMS X-Platform newest version update	Eric LEE	



You can see an uploaded notice when you double click the notice

Add Record

Notice

Subject:  Date:

Category: General  Writer:

Region:   Nation:   Mailing:  Y  N

Attachment:

Content: 

General/ emergency

- + : New
- ✎ : Edit
- 🗑 : Delete



### Admin

Management	Detail																																																																																																																																																																																																						
<div style="background-color: #c00000; color: white; text-align: center; padding: 5px; margin-bottom: 10px;"><b>Admin</b></div> <ul style="list-style-type: none"> <li style="border-bottom: 1px solid #ccc; padding: 5px 5px 5px 20px;">▪ User</li> <li style="border-bottom: 1px solid #ccc; padding: 5px 5px 5px 20px;">▪ Device</li> <li style="border-bottom: 1px solid #ccc; padding: 5px 5px 5px 20px;">▪ Nation</li> <li style="border-bottom: 1px solid #ccc; padding: 5px 5px 5px 20px;">▪ Model</li> <li style="border-bottom: 1px solid #ccc; padding: 5px 5px 5px 20px;">▪ App File</li> <li style="border-bottom: 1px solid #ccc; padding: 5px 5px 5px 20px;">▪ Com File</li> <li style="border-bottom: 1px solid #ccc; padding: 5px 5px 5px 20px;">▪ Diag DB</li> <li style="border-bottom: 1px solid #ccc; padding: 5px 5px 5px 20px;">▪ User Access Log</li> <li style="padding: 5px 5px 5px 20px;">▪ Privacy Notice File</li> </ul>	<div style="margin-bottom: 20px;"> <p><b>1 User</b></p> <p>- It helps managers to register or delete users. (Authority for this system could be adjusted)</p> </div> <div style="margin-bottom: 20px;"> <p><b>2 Device</b></p> <p>- It helps managers to activate or deactivate device</p> </div> <div style="margin-bottom: 20px;"> <p><b>3 Privacy Notice File</b></p> <p>-</p> </div> <div> <p><b>4 Nation/Model/App File / Com File / Diag DB/User Access Log</b></p> <p>- For S/W upload and management</p> <p style="color: blue;">✘ These menus will be managed by KMC</p> </div>																																																																																																																																																																																																						
	<div style="margin-bottom: 20px;"> <table border="1" style="font-size: small; border-collapse: collapse; width: 100%;"> <thead> <tr> <th>No</th> <th>Region</th> <th>Country</th> <th>Area</th> <th>Code</th> <th>Role</th> <th>ID</th> <th>Name</th> <th>e-Mail</th> <th>Last Login</th> </tr> </thead> <tbody> <tr> <td>10</td> <td>North America</td> <td>U.S.A.</td> <td>DEVELO</td> <td>system</td> <td>Admin</td> <td>13602</td> <td>hsungling</td> <td>AKC011@highjumper-software.com</td> <td>2017-01-01</td> </tr> <tr> <td>11</td> <td>North America</td> <td>U.S.A.</td> <td>DEVELO</td> <td>CODE</td> <td>Admin</td> <td>ch00071</td> <td>hsungling-Chen</td> <td>ch00071@highjumper.com</td> <td>2017-01-01</td> </tr> <tr> <td>17</td> <td>Asia</td> <td>Taiwan</td> <td>IC26</td> <td>Admin</td> <td>User</td> <td>Tai060001</td> <td>testfluo</td> <td>admin@gpms.com</td> <td></td> </tr> <tr> <td>18</td> <td>North America</td> <td>U.S.A.</td> <td>DEVELO</td> <td>Part</td> <td>system</td> <td>K737601</td> <td>adminadmin</td> <td>admin@gpms.com</td> <td>2017-01-01</td> </tr> <tr> <td>19</td> <td>North America</td> <td>U.S.A.</td> <td>DEVELO</td> <td>Dealer</td> <td>system</td> <td>K737601</td> <td>adminadmin</td> <td>admin@gpms.com</td> <td>2017-01-01</td> </tr> <tr> <td>10</td> <td>Asia</td> <td>Taiwan</td> <td>IC26</td> <td>Dealer</td> <td>Admin</td> <td>Tai060002</td> <td>testfluo</td> <td>admin@gpms.com</td> <td></td> </tr> <tr> <td>11</td> <td>Asia</td> <td>Taiwan</td> <td>IC26</td> <td>User</td> <td>Test060003</td> <td>testfluo</td> <td>admin@gpms.com</td> <td></td> <td></td> </tr> <tr> <td>12</td> <td>North America</td> <td>U.S.A.</td> <td>DEVELO</td> <td>Dealer</td> <td>CA204</td> <td>User</td> <td>TestCA204</td> <td>testfluo</td> <td>admin@gpms.com</td> </tr> <tr> <td>13</td> <td>North America</td> <td>U.S.A.</td> <td>DEVELO</td> <td>Dealer</td> <td>CA205</td> <td>User</td> <td>TestCA205</td> <td>testfluo</td> <td>admin@gpms.com</td> </tr> <tr> <td>10</td> <td>North America</td> <td>U.S.A.</td> <td>DEVELO</td> <td>Dealer</td> <td>system</td> <td>User</td> <td>K737602</td> <td>adminadmin</td> <td>admin@gpms.com</td> </tr> </tbody> </table> </div> <div> <table border="1" style="font-size: small; border-collapse: collapse; width: 100%;"> <thead> <tr> <th>No</th> <th>Device ID</th> <th>User</th> <th>Country</th> <th>MAC Address</th> <th>Status</th> <th>Action</th> <th>Comment</th> </tr> </thead> <tbody> <tr> <td>43</td> <td>E30</td> <td>00000</td> <td></td> <td>AA:AA:AA:AA:AA:AA:AA:AA:AA:AA</td> <td>Activate</td> <td>Activate / Deactivate</td> <td></td> </tr> <tr> <td>42</td> <td>E10</td> <td>00000</td> <td>U.S.A.</td> <td>AA:AA:AA:AA:AA:AA:AA:AA:AA:AA</td> <td>Activate</td> <td>Activate / Deactivate</td> <td></td> </tr> <tr> <td>41</td> <td>E04</td> <td>70207</td> <td>U.S.A.</td> <td>AA:AA:AA:AA:AA:AA:AA:AA:AA:AA</td> <td>Activate</td> <td>Activate / Deactivate</td> <td></td> </tr> <tr> <td>40</td> <td>E05</td> <td>70207</td> <td>U.S.A.</td> <td>AA:AA:AA:AA:AA:AA:AA:AA:AA:AA</td> <td>Activate</td> <td>Activate / Deactivate</td> <td></td> </tr> <tr> <td>39</td> <td>E06</td> <td>70207</td> <td>U.S.A.</td> <td>AA:AA:AA:AA:AA:AA:AA:AA:AA:AA</td> <td>Activate</td> <td>Activate / Deactivate</td> <td></td> </tr> <tr> <td>38</td> <td>E06</td> <td>70207</td> <td>U.S.A.</td> <td>AA:AA:AA:AA:AA:AA:AA:AA:AA:AA</td> <td>Activate</td> <td>Activate / Deactivate</td> <td></td> </tr> <tr> <td>37</td> <td>E06</td> <td>70207</td> <td>U.S.A.</td> <td>AA:AA:AA:AA:AA:AA:AA:AA:AA:AA</td> <td>Activate</td> <td>Activate / Deactivate</td> <td></td> </tr> <tr> <td>36</td> <td>E07</td> <td>70207</td> <td>U.S.A.</td> <td>AA:AA:AA:AA:AA:AA:AA:AA:AA:AA</td> <td>Activate</td> <td>Activate / Deactivate</td> <td></td> </tr> <tr> <td>35</td> <td>E06</td> <td>70207</td> <td>U.S.A.</td> <td>AA:AA:AA:AA:AA:AA:AA:AA:AA:AA</td> <td>Activate</td> <td>Activate / Deactivate</td> <td></td> </tr> <tr> <td>34</td> <td>E20</td> <td>70207</td> <td>U.S.A.</td> <td>MAC</td> <td>Activate</td> <td>Activate / Deactivate</td> <td></td> </tr> </tbody> </table> </div>	No	Region	Country	Area	Code	Role	ID	Name	e-Mail	Last Login	10	North America	U.S.A.	DEVELO	system	Admin	13602	hsungling	AKC011@highjumper-software.com	2017-01-01	11	North America	U.S.A.	DEVELO	CODE	Admin	ch00071	hsungling-Chen	ch00071@highjumper.com	2017-01-01	17	Asia	Taiwan	IC26	Admin	User	Tai060001	testfluo	admin@gpms.com		18	North America	U.S.A.	DEVELO	Part	system	K737601	adminadmin	admin@gpms.com	2017-01-01	19	North America	U.S.A.	DEVELO	Dealer	system	K737601	adminadmin	admin@gpms.com	2017-01-01	10	Asia	Taiwan	IC26	Dealer	Admin	Tai060002	testfluo	admin@gpms.com		11	Asia	Taiwan	IC26	User	Test060003	testfluo	admin@gpms.com			12	North America	U.S.A.	DEVELO	Dealer	CA204	User	TestCA204	testfluo	admin@gpms.com	13	North America	U.S.A.	DEVELO	Dealer	CA205	User	TestCA205	testfluo	admin@gpms.com	10	North America	U.S.A.	DEVELO	Dealer	system	User	K737602	adminadmin	admin@gpms.com	No	Device ID	User	Country	MAC Address	Status	Action	Comment	43	E30	00000		AA:AA:AA:AA:AA:AA:AA:AA:AA:AA	Activate	Activate / Deactivate		42	E10	00000	U.S.A.	AA:AA:AA:AA:AA:AA:AA:AA:AA:AA	Activate	Activate / Deactivate		41	E04	70207	U.S.A.	AA:AA:AA:AA:AA:AA:AA:AA:AA:AA	Activate	Activate / Deactivate		40	E05	70207	U.S.A.	AA:AA:AA:AA:AA:AA:AA:AA:AA:AA	Activate	Activate / Deactivate		39	E06	70207	U.S.A.	AA:AA:AA:AA:AA:AA:AA:AA:AA:AA	Activate	Activate / Deactivate		38	E06	70207	U.S.A.	AA:AA:AA:AA:AA:AA:AA:AA:AA:AA	Activate	Activate / Deactivate		37	E06	70207	U.S.A.	AA:AA:AA:AA:AA:AA:AA:AA:AA:AA	Activate	Activate / Deactivate		36	E07	70207	U.S.A.	AA:AA:AA:AA:AA:AA:AA:AA:AA:AA	Activate	Activate / Deactivate		35	E06	70207	U.S.A.	AA:AA:AA:AA:AA:AA:AA:AA:AA:AA	Activate	Activate / Deactivate		34	E20	70207	U.S.A.	MAC	Activate	Activate / Deactivate	
No	Region	Country	Area	Code	Role	ID	Name	e-Mail	Last Login																																																																																																																																																																																														
10	North America	U.S.A.	DEVELO	system	Admin	13602	hsungling	AKC011@highjumper-software.com	2017-01-01																																																																																																																																																																																														
11	North America	U.S.A.	DEVELO	CODE	Admin	ch00071	hsungling-Chen	ch00071@highjumper.com	2017-01-01																																																																																																																																																																																														
17	Asia	Taiwan	IC26	Admin	User	Tai060001	testfluo	admin@gpms.com																																																																																																																																																																																															
18	North America	U.S.A.	DEVELO	Part	system	K737601	adminadmin	admin@gpms.com	2017-01-01																																																																																																																																																																																														
19	North America	U.S.A.	DEVELO	Dealer	system	K737601	adminadmin	admin@gpms.com	2017-01-01																																																																																																																																																																																														
10	Asia	Taiwan	IC26	Dealer	Admin	Tai060002	testfluo	admin@gpms.com																																																																																																																																																																																															
11	Asia	Taiwan	IC26	User	Test060003	testfluo	admin@gpms.com																																																																																																																																																																																																
12	North America	U.S.A.	DEVELO	Dealer	CA204	User	TestCA204	testfluo	admin@gpms.com																																																																																																																																																																																														
13	North America	U.S.A.	DEVELO	Dealer	CA205	User	TestCA205	testfluo	admin@gpms.com																																																																																																																																																																																														
10	North America	U.S.A.	DEVELO	Dealer	system	User	K737602	adminadmin	admin@gpms.com																																																																																																																																																																																														
No	Device ID	User	Country	MAC Address	Status	Action	Comment																																																																																																																																																																																																
43	E30	00000		AA:AA:AA:AA:AA:AA:AA:AA:AA:AA	Activate	Activate / Deactivate																																																																																																																																																																																																	
42	E10	00000	U.S.A.	AA:AA:AA:AA:AA:AA:AA:AA:AA:AA	Activate	Activate / Deactivate																																																																																																																																																																																																	
41	E04	70207	U.S.A.	AA:AA:AA:AA:AA:AA:AA:AA:AA:AA	Activate	Activate / Deactivate																																																																																																																																																																																																	
40	E05	70207	U.S.A.	AA:AA:AA:AA:AA:AA:AA:AA:AA:AA	Activate	Activate / Deactivate																																																																																																																																																																																																	
39	E06	70207	U.S.A.	AA:AA:AA:AA:AA:AA:AA:AA:AA:AA	Activate	Activate / Deactivate																																																																																																																																																																																																	
38	E06	70207	U.S.A.	AA:AA:AA:AA:AA:AA:AA:AA:AA:AA	Activate	Activate / Deactivate																																																																																																																																																																																																	
37	E06	70207	U.S.A.	AA:AA:AA:AA:AA:AA:AA:AA:AA:AA	Activate	Activate / Deactivate																																																																																																																																																																																																	
36	E07	70207	U.S.A.	AA:AA:AA:AA:AA:AA:AA:AA:AA:AA	Activate	Activate / Deactivate																																																																																																																																																																																																	
35	E06	70207	U.S.A.	AA:AA:AA:AA:AA:AA:AA:AA:AA:AA	Activate	Activate / Deactivate																																																																																																																																																																																																	
34	E20	70207	U.S.A.	MAC	Activate	Activate / Deactivate																																																																																																																																																																																																	



# 3. GPMS (Web)

## Admin - User Management

**Region / Nation**

**ID input (To search a specific ID)**

**ID / Name / e-mail / Last Log-in**

No	Region	Country	Area	Code	Role	ID	Name	e-Mail	Activate	Last Login
23	Middle East	Qatar (D14VA)	Distributor or Sub		Admin	d14test1	test1test	d14test1@test.com	Y	
22	Middle East	Iraq (D05VA)	Distributor or Sub		Admin	d05test1	test1test	d05test1@test.com	Y	
21	Middle East	Bahrain (D02VA)	Distributor or Sub		Admin	d02test1	test1test	d02test1@test.com	Y	
20	Middle East	Israel (D06VB)	Distributor or Sub		Admin	d06test1	test1test	d06test1@test.com	Y	
19	Middle East	Iran (D04VE)	Distributor or Sub		Admin	d04test1	test1test	d04test1@test.com	Y	
18	Middle East	Kuwait (D08VA)	Distributor or Sub		Admin					
17	Africa	South Africa (E37VA)	Distributor or Sub		Admin					
16	Middle East	Egypt (D03VC)	Distributor or Sub		Admin					

**Role**  
- Role & Authority could be adjusted by a manager who has higher privileges.

**Add Record**

**My Information**

- Last Update : - Last Login :

ID: [ ] Account Status: Active [v]

First Name: [ ] Password: [ ]

Last Name: [ ] Password Confirm: [ ]

User Type: Dealer [v] Region: All [v] Nation: All [v]

User Role: [v] Code: Code [v]

E-Mail: [ ] Language: [v]

Submit Cancel

**+** : New  
**✎** : Edit  
**🗑** : Delete

The box for new user registration will pop up if '+' button is clicked

**User Role**  
- Authority of ID will be decided by user role.

**Account Status**  
- Account would be activated/deactivated by manager's setting

# 3. GPMS (Web)

## Admin - Device Management

※ KMC would like to strongly recommend the following way to register device.

1. Try to log-in GPMS app on tablet. (Device will be automatically registered on web site) – workers side
2. Try to check MAC address and click the 'activate button' to activate the device. – managers side

**Mac Address (To search a specific device)**

Region : All Nation : All MacAddress : Activation : All

**Mac Address / Status (of Device)**

No	Device ID	Code	Country	MAC Address	Status	Action	Comment	Create Date
132	12798		U.S.A (B28VA)	00-16-7f-15-8a-33	Activate	Activate Deactivate		2017.06.20
131	12838		U.S.A (B28VA)	00-16-7f-15-89-af	Activate	Activate Deactivate		2017.06.17
130	99e101867640f2a8	KMA		00-16-7F-15-89-AF	Deactivate	Activate Deactivate		2017.06.16
129	3062c1330781bc84		Iraq (D05VG)	D4-AE-05-F1-A2-A3	Activate	Activate Deactivate		2017.06.10
128	R24G8014HPF	00004	U.A.E (D20VA)	80-4E-81-39-2A-43	Activate	Activate Deactivate		2017.06.10
127	b975505913752baa	H (HUENEME)	U.S.A (B28VA)	00-16-7F-1A-77-99	Activate	Activate Deactivate		2017.06.08
126	d85d6cb444154dab	H (HUENEME)	U.S.A (B28VA)	00-16-7F-1A-77-87	Activate	Activate Deactivate		2017.06.08
125	e78ad6b58d8f09a2	H (HUENEME)	U.S.A (B28VA)	00-16-7F-1A-77-41	Activate	Activate Deactivate		2017.06.08
124	9f4ca6c2ca4c84bc	H (HUENEME)	U.S.A (B28VA)	00-16-7F-1A-77-77	Activate	Activate Deactivate		2017.06.08
123	7675f217f977241f	H (HUENEME)			Activate	Activate Deactivate		2017.06.08

**Comment (Remark)**

**Activation / Deactivation Button**

**Add Record**

No: [ ] This will automatically be created

Device ID: [ ] These are to identify the device

User: [ ]

Country: All

MAC Address: [ ]

Status: Deactivate

Comment: [ ]

Submit Cancel

+ : New  
✎ : Edit  
🗑 : Delete

View 1 - 10 of 132

# 3. GPMS (Web)

## Admin - Privacy Notice File

※ As the GDPR (General Data Protection Regulation) goes into effect in Western Europe, administrators for countries of Western Europe must upload their 'Privacy Notice' on this page

Privacy Notice File

Region : All Nation : All

Inquiry

Add Record

App File

Region All Nation All

Version Attachment 찾아보기...

Language Arabic Description

Submit Cancel

File Name Discription

+ New

Delete

Page 1 of 0 10

No records to view

Attach files and add detail information for GDPR notice